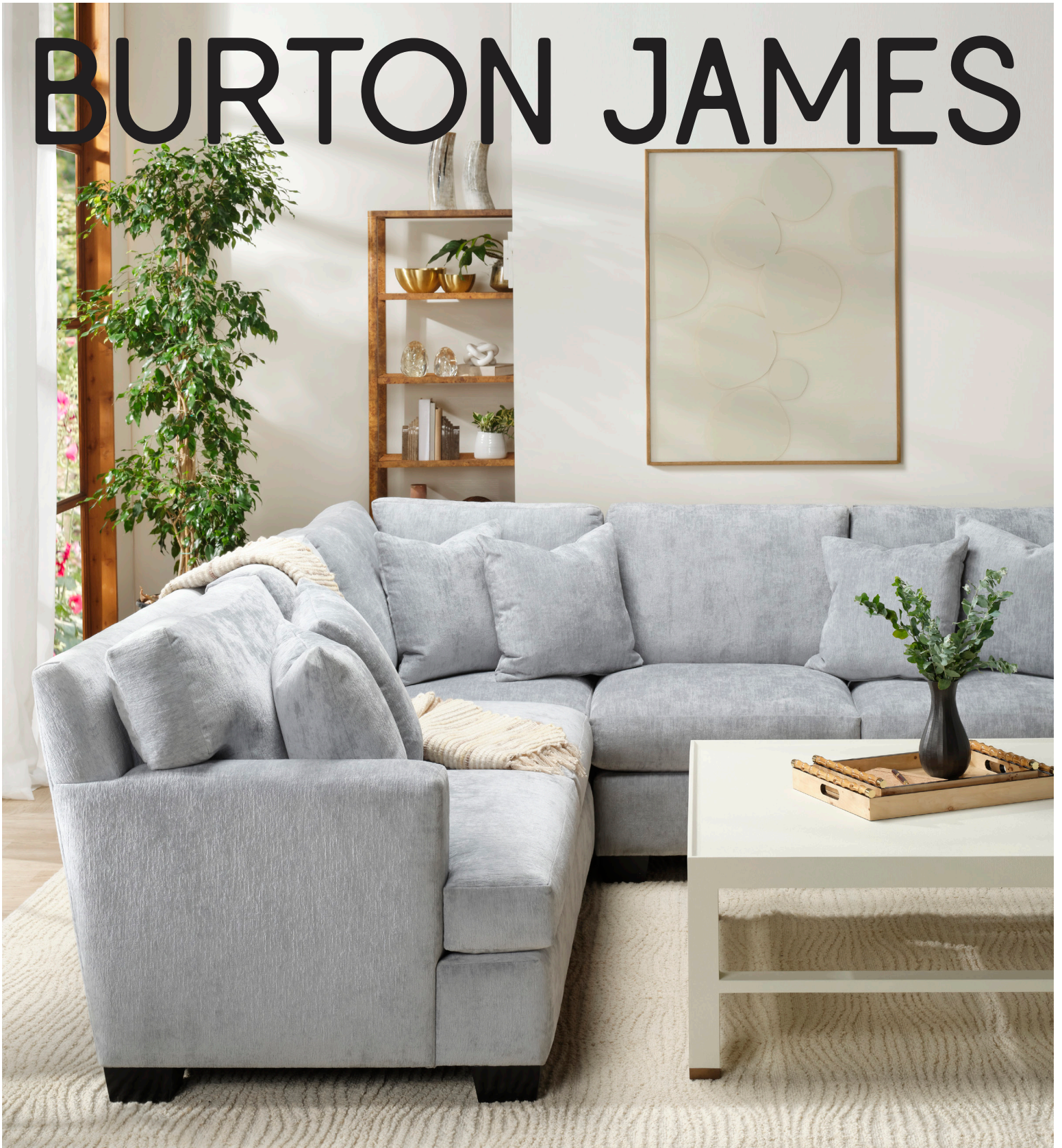


BURTON JAMES



DESIGNER'S CHOICE

THE FULLY CUSTOMIZABLE SECTIONAL



DESIGN YOUR IDEAL SECTIONAL TAILORED TO YOUR EXACT NEEDS

Our Designer's Choice Program provides full customization in 8 simple steps. Tailor-make your sectional by handpicking from an array of fabrics, arm styles, base & back variations, wood finishes, nailhead embellishments, and custom seat preferences.

If you don't find the length and depth you need for your project, we can work with you to customize the perfect piece.

For questions, more information, or to request a custom quote, contact your sales representative or visit BURTONJAMES.COM.

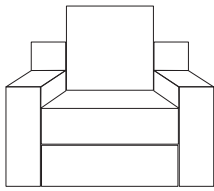
STANDARD FEATURES

- Cloud 9 Seat Cushions
- Blend Down Back Cushions
- 8 Gauge Sinuous Springs
- Solid Kiln-Dried Wood Frame
- Standard Dimensions:
 - Depth: 41"
 - Height: 39"
 - Seat Depth: 24"
 - Seat Cushions*: 30"W
 - *#10 chair cushion is 24"W.
 - #30 sofa cushions are 38"W.
- 20×20 Throw Pillows Included with Most Configurations.

UPCHARGES

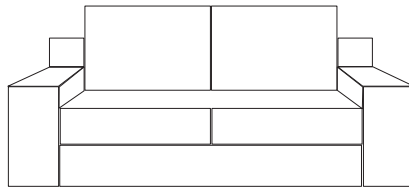
- Other Cushion Fills
- Nailheads
- Premium Wood Finishes
- Welting
- 8-Way Hand Tied Springs
- Custom Sizes Available:
 - Width, Depth, or Height

STEP 1: CHOOSE A STYLE



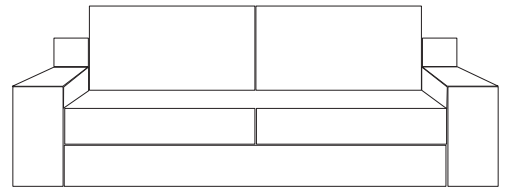
#10 - Chair

#11 - Swivel Base (Upcharge)
24"W + ARMS x 41"D



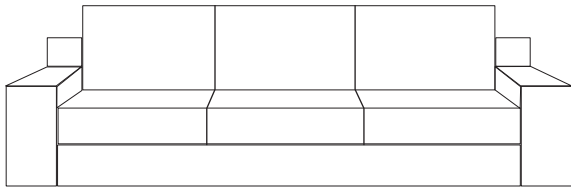
#20 - 60" Loveseat

60"W + ARMS x 41"D



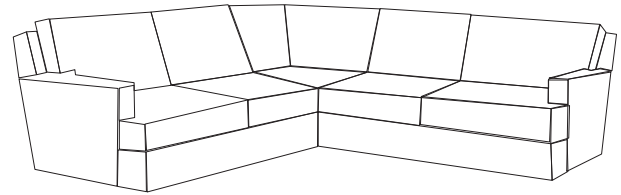
#30 - 76" Small Sofa + Arms

76"W + ARMS x 41"D



#40 - 90" Sofa + Arms

90"W + ARMS x 41"D

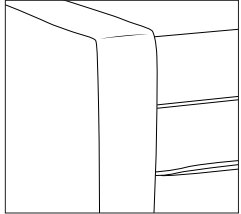


Sectional

Select configurations at step 8.

STEP 2: CHOOSE AN ARM

Select welting options at step 7. Welting subject to upcharge.

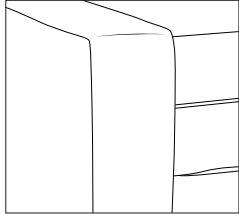


4" Track Arm

26"H

NO WELT

WELTING

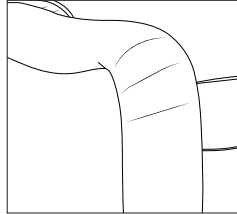


6" Track Arm

26"H

NO WELT

WELTING

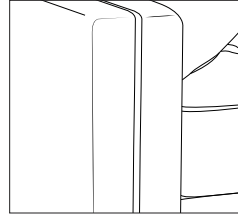


6" English Arm

25"H

NO WELT

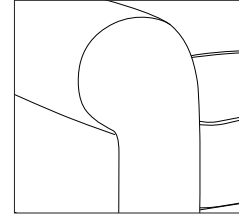
WELTING



6" Split Track

26"H

INCLUDES 1/4"
STANDARD WELT

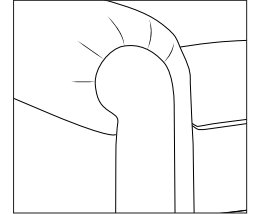


8" Sock Arm

26"H

NO WELT

WELTING



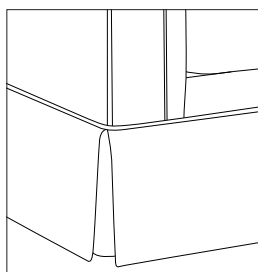
8" Panel Arm

26"H

NO WELT


WELTING

STEP 3: CHOOSE A BASE OR LEG




T-Flounce

(Hidden Leg*)



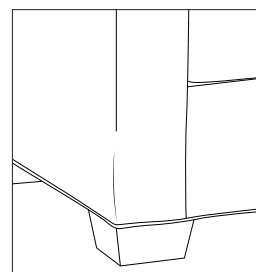
S-Flounce

(Hidden Leg*)

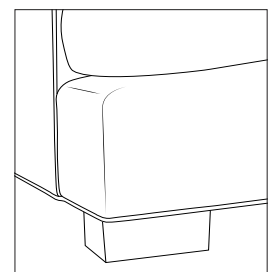


Plain

(Hidden Leg*)



Tapered
Block Leg**



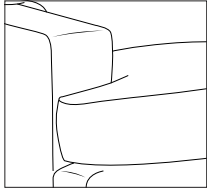
Block Leg**

*Hidden leg finish is Black Walnut.

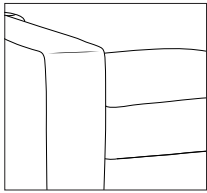
**Choose wood finish at step 7.

STEP 4: CHOOSE YOUR SEAT SHAPE & SEAT FILL

SEAT SHAPE



- T-Cushion**
 - NO WELT
 - WELTING



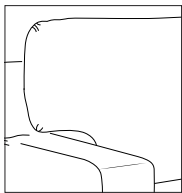
- Square Cushion**
 - NO WELT
 - WELTING

SEAT FILL

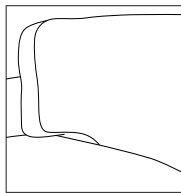
- Cloud 9 (Standard Fill)**
High density foam core, wrapped in two layers of polyester fiber for softness and bounce, encased in ticking for strength and durability. This is our most popular seat cushion.
- Luxe Aire (No Additional Charge)**
Premium polyurethane foam wrapped in D91 polyester fiber and encased in ticking. This is a firm seat with minimum crown ensuring comfort and durability.
- Down Supreme (Upcharge)**
High density foam interior encased in a 100% cotton down proof ticking envelope, of 90% feather and 10% down.
- Spring Down (Upcharge)**
High density foam interior surrounding a spring system, encased in a 100% cotton down proof ticking envelope, of 90% feather and 10% down.
- Trillum (Upcharge)**
High density foam core, encased in a 100% blown polyester fiber filled 100% cotton, channeled down proof cover. This option creates a very plush cushion that has a down like quality.

STEP 5: CHOOSE YOUR BACK SHAPE & BACK FILL


BACK SHAPE




- T-Knife Edge**
 - NO WELT
 - WELTING



- T-Boxed**
 - NO WELT
 - WELTING



- Square Knife Edge**
 - NO WELT
 - WELTING



- Square Boxed**
 - NO WELT
 - WELTING

BACK FILL

- Blend Down (Standard Fill)**
50% blown poly fiber, 45% feather, and 5% down channeled in a 100% cotton down proof ticking. This is our most popular back cushion.
- Regalaire (No Additional Charge)**
Polyester fiber channeled inside a nonwoven casing. This choice offers a firm but soft back cushion that requires some fluffing.
- Down Supreme (Upcharge)**
90% feather, 10% down channeled in a 100% cotton down proof ticking.
- Trillum (Upcharge)**
100% blown polyester fiber encased in a 100% cotton, channeled down proof cover. This soft, plush back cushion has a down like quality.

STEP 6: CHOOSE YOUR FABRIC

Any fabric from our Burton James collection, or COM, can be used. Refer to price list for pricing.

PATTERN: _____ COLOR: _____

STEP 7: ADD YOUR FINISHING TOUCHES











Select your wood leg finish, nailheads, and welting.

WOOD LEG FINISHES PICK ONE | HIDDEN LEG DEFAULT FINISH: BLACK WALNUT

Standard Wood Finishes




 <input type="checkbox"/> Antique Brown	 <input type="checkbox"/> Cream	 <input type="checkbox"/> Cloud	 <input type="checkbox"/> Natural	 <input type="checkbox"/> Sandalwood	 <input type="checkbox"/> Caramel
 <input type="checkbox"/> French Walnut	 <input type="checkbox"/> Old Oak	 <input type="checkbox"/> Umber	 <input type="checkbox"/> Driftwood	 <input type="checkbox"/> Shadow	 <input type="checkbox"/> Black Walnut

Premium Wood Finishes UPCHARGE

 <input type="checkbox"/> Linen	 <input type="checkbox"/> Pearl	 <input type="checkbox"/> Sand	 <input type="checkbox"/> Ash	 <input type="checkbox"/> Putty	 <input type="checkbox"/> Slate
 <input type="checkbox"/> Shale	 <input type="checkbox"/> Cavalier	 <input type="checkbox"/> Rustic Gray	 <input type="checkbox"/> Regent	 <input type="checkbox"/> Zebra	 <input type="checkbox"/> Black Lacquer

NAILHEADS UPCHARGE | STANDARD DOES NOT INCLUDE NAILHEADS


Nailhead Size SHOWN TO SCALE | PICK ONE


<input type="checkbox"/> None	 <input type="checkbox"/> Small: 7/16"	 <input type="checkbox"/> Medium: 5/8"	 <input type="checkbox"/> Large: 1"
-------------------------------	---	---	--

Nailhead Finish 7/16" SHOWN | PICK ONE

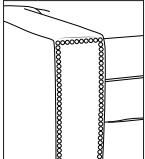
 <input type="checkbox"/> FRENCH NATURAL	 <input type="checkbox"/> PEWTER	 <input type="checkbox"/> NICKEL	 <input type="checkbox"/> BRIGHT GOLD	 <input type="checkbox"/> NATURAL	 <input type="checkbox"/> BLACK PEARL	 <input type="checkbox"/> BRONZE
--	--	--	---	---	---	--

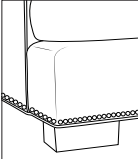
Nailhead Spacing

HEAD-TO-HEAD


ONE ON, ONE OFF


Nailhead Location

ARMS


BODY/BASE


WELTING UPCHARGE | STANDARD DOES NOT INCLUDE WELTING

Welt Type + Location

BODY	ARM	SEAT CUSHION	BACK CUSHION
<input type="checkbox"/> NONE	<input type="checkbox"/> 1/4" SELF WELT	<input type="checkbox"/> 1/4" SELF WELT	<input type="checkbox"/> 1/4" SELF WELT
<input type="checkbox"/> 1/4" SELF WELT	<input type="checkbox"/> 1/8" SELF WELT	<input type="checkbox"/> 1/8" SELF WELT	<input type="checkbox"/> 1/8" SELF WELT

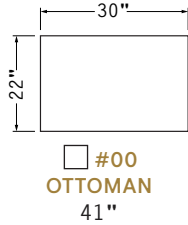
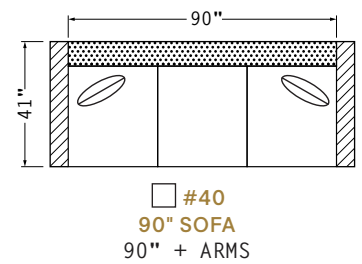
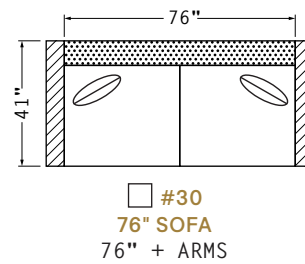
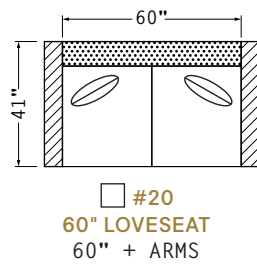
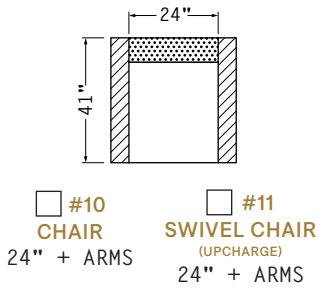
Images are representations only. For true match please refer to physical samples.

STEP 8: CHOOSE YOUR SECTIONAL PIECES

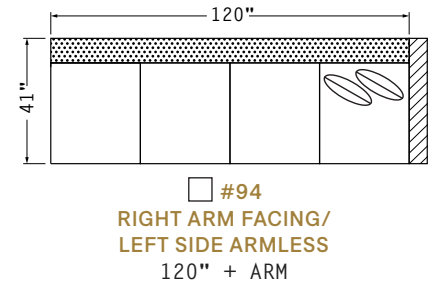
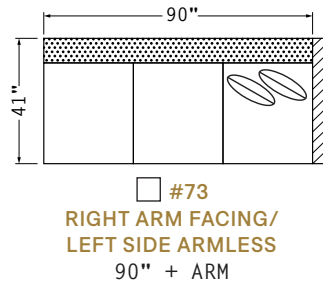
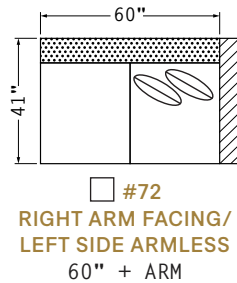
CREATE THE PERFECT CONFIGURATION FOR
YOUR DESIGN NEEDS FROM OVER 20 OPTIONS.



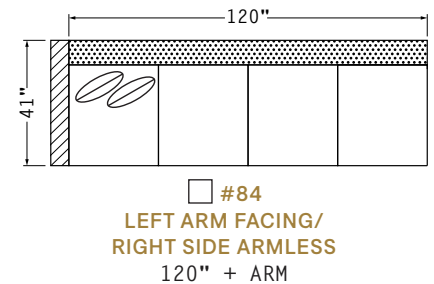
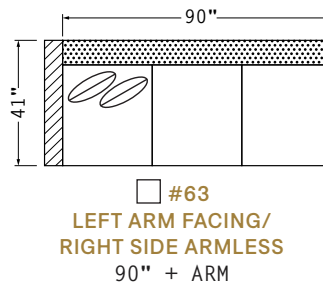
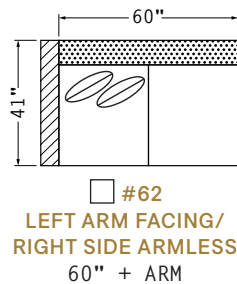
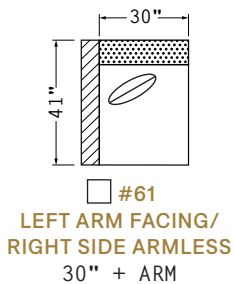
SOFAS/CHAIR



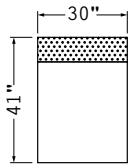
RIGHT ARM



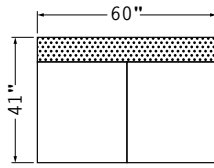
LEFT ARM



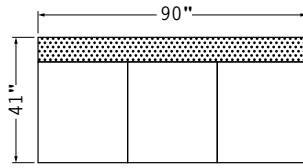
ARMLESS



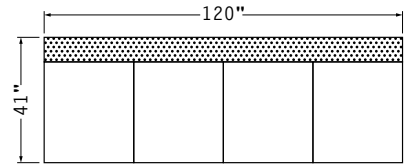
#81
1-CUSHION
ARMLESS
30"



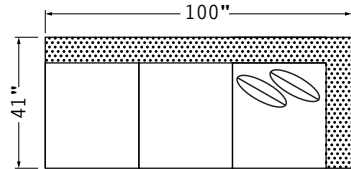
#82
2-CUSHION
ARMLESS
60"



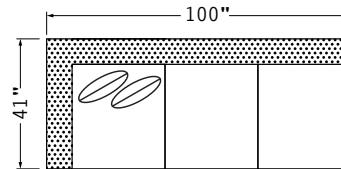
#53
3-CUSHION
ARMLESS
90"



#04
4-CUSHION
ARMLESS
120"

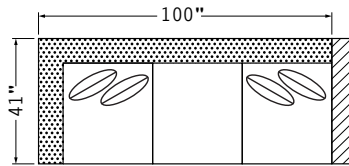


#83
RIGHT SIDE CORNER/
LEFT SIDE ARMLESS
100" + ARM

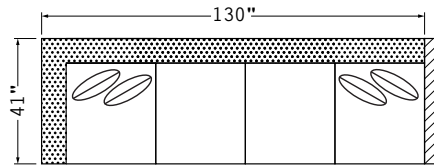


#93
LEFT SIDE CORNER/
RIGHT SIDE ARMLESS
130" + ARM

CORNER/RIGHT ARM

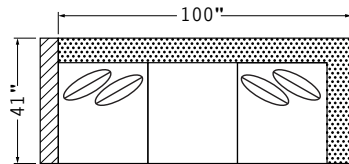


#33
RIGHT ARM FACING/
LEFT SIDE CORNER
100" + ARM

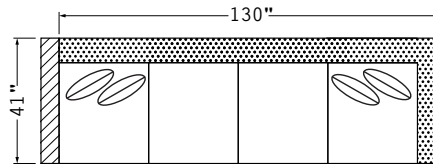


#34
RIGHT ARM FACING/
LEFT SIDE CORNER
130" + ARM

CORNER/LEFT ARM

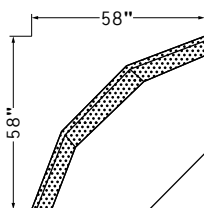


#23
LEFT ARM FACING/
RIGHT SIDE CORNER
100" + ARM

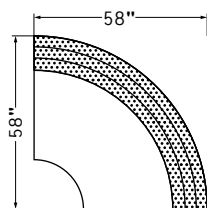


#24
LEFT ARM FACING/
RIGHT SIDE CORNER
130" + ARM

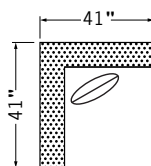
CHAISE



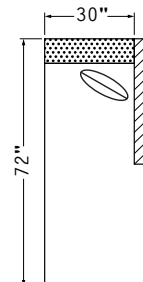
#87
WEDGE CENTER
58"



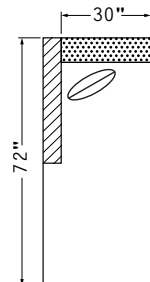
#86
CURVE
58"



#41
CORNER
41"



#64
RIGHT ARM FACING/
LEFT SIDE ARMLESS
30" + ARM



#74
LEFT ARM FACING/
RIGHT SIDE ARMLESS
30" + ARM

CORNER

NOTES/DRAWING

