



## LILY 3909

The Lily chair is a refined transitional piece, featuring elegantly sloped track arms and an upholstered swivel base that adds both style and versatility.

### STANDARD FEATURES

Spring Construction: Sinuous  
 Seat Cushion: Cloud 9  
 Back Cushion: Down Supreme  
 Skirt Style: Banded Base  
 1/4" Self-Welted Arm

### OVERALL DIMENSIONS

#### BODY DETAILS

Overall Width: 31"  
 Overall Depth: 40"  
 Overall Height: 36"  
 Frame Height: 33"

#### SEAT DETAILS

Seat Height: 19"  
 Seat Depth: 22"

#### ARM/LEG DETAILS

Arm Width: 4.5"  
 Arm Height: 24"  
 Base Height: 2"

#### SEAT CUSHION FILL

- ☐ Cloud 9 (Standard)
- ☐ Luxe Aire\*
- ☐ Down Supreme\*
- ☐ Spring Down\*
- ☐ Trillium\*

#### BACK CUSHION FILL

- ☐ Down Supreme (Standard)
- ☐ Regalaire\*
- ☐ Blend Down\*
- ☐ Trillium\*

#### SELF WELTING\*

- ☐ Seat/Back

#### CONTRAST WELTING\*

- ☐ Body
- ☐ Seat/Back

#### SKIRT STYLE

- ☐ Banded Base (Standard)
- ☐ T-Flounce\*
- ☐ S-Flounce\*

#### NAILHEAD FINISH\*

- ☐ French Natural
- ☐ Pewter
- ☐ Nickel
- ☐ Bright Gold
- ☐ Antique Brass
- ☐ Black Pearl
- ☐ Bronze

#### NAILHEAD SPACING

- ☐ Head-to-Head
- ☐ One On, One Off

#### NAILHEAD LOCATION

- ☐ Arms-Front Panel
- ☐ Body/Base

FABRIC PATTERN: \_\_\_\_\_

FABRIC COLOR: \_\_\_\_\_

CONTRAST WELT FABRIC PATTERN: \_\_\_\_\_

CONTRAST WELT FABRIC COLOR: \_\_\_\_\_

\*Denotes Upcharge

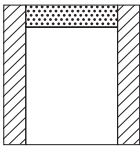
AVAILABLE PIECES

(DRAWINGS NOT TO SCALE)

CHAIRS/OTTOMANS



☐ #00C - OTTOMAN  
27"W x 22"D

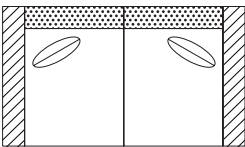


☐ #10 - CHAIR  
31"W x 40"D

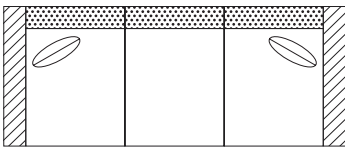


☐ #11 - SWIVEL CHAIR  
31"W x 40"D

LOVESEATS/SOFAS



☐ #20 - LOVESEAT  
62"W x 40"D  
Includes 2 - 20" x 20"  
throw pillows



☐ #30 - SOFA  
89"W x 40"D  
Includes 2 - 20" x 20"  
throw pillows