



## EVAN

The Evan Trundle Bed features a contemporary shelter-style silhouette with sleek one-inch block legs. Designed with both style and functionality in mind, it includes a hidden trundle that slides out smoothly to provide an extra sleeping space when needed. The trillium-filled cushions offer plush, inviting comfort—perfect for lounging by day and accommodating overnight guests by night.

### STANDARD FEATURES

Spring Construction: Sinuous  
 Seat Cushion: Trillium  
 Back Cushion: Trillium  
 Throw Pillows: See Schematics

### OVERALL DIMENSIONS

#### BODY DETAILS

Overall Width: 91"  
 Overall Depth: 36"  
 Overall Height: 32"  
 Inside Width: 79"  
 Frame Height: 28"  
 Overall Depth: ± 64.5"

#### SEAT DETAILS

Seat Height: 18"  
 Seat Depth: 24"

#### ARM/LEG DETAILS

Arm Width: 6"  
 Arm Height: 28"  
 Base Height: 1"

#### WOOD FINISH (Standard)

- ☐ Antique Brown
- ☐ Cream
- ☐ Cloud
- ☐ Natural
- ☐ Sandalwood
- ☐ Caramel
- ☐ French Walnut
- ☐ Old Oak
- ☐ Umber
- ☐ Driftwood
- ☐ Shadow
- ☐ Black Walnut

#### NAILHEAD FINISH\*

- ☐ French Natural
- ☐ Pewter
- ☐ Nickel
- ☐ Bright Gold
- ☐ Antique Brass
- ☐ Black Pearl
- ☐ Bronze

#### WOOD FINISH (Premium)\*

- ☐ Linen
- ☐ Pearl
- ☐ Sand
- ☐ Ash
- ☐ Putty
- ☐ Slate
- ☐ Shale
- ☐ Cavalier
- ☐ Rustic Gray
- ☐ Regent
- ☐ Zebra
- ☐ Black Lacquer

#### NAILHEAD SPACING\*

- ☐ Head-to-Head
- ☐ One On, One Off

#### NAILHEAD LOCATION\*

- ☐ Arms
- ☐ Body/Base

#### SEAT CUSHION FILL

- ☐ Trillium (Standard)
- ☐ Luxe Aire\*
- ☐ Down Supreme\*
- ☐ Spring Down\*
- ☐ Cloud 9\*

#### BACK CUSHION FILL

- ☐ Trillium (Standard)
- ☐ Blend Down\*
- ☐ Regalaire\*
- ☐ Down Supreme\*

FABRIC PATTERN: \_\_\_\_\_


FABRIC COLOR: \_\_\_\_\_

\*Denotes Upcharge

AVAILABLE PIECES

(DRAWINGS NOT TO SCALE)

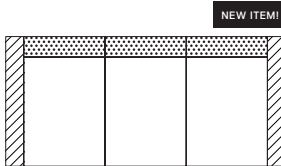
OTTOMANS/CHAIR/SOFAS



#10 - CHAIR  
37"W x 41"D

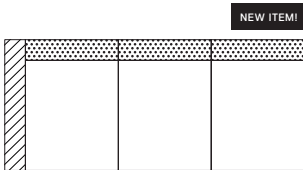


#00C - OTTOMAN  
33"W x 22"D



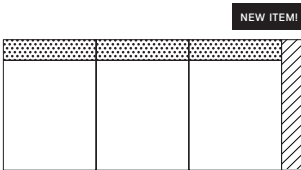
#40 - GRAND SOFA  
103"W x 41"D

RIGHT ARM



#63 - LEFT ARM FACING/  
RIGHT SIDE ARMLESS  
96"W x 41"D

LEFT ARM

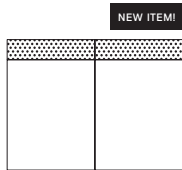


#73 - RIGHT ARM FACING/  
LEFT SIDE ARMLESS  
96"W x 41"D

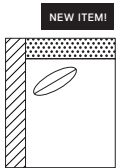
ARMLESS



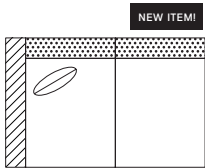
#81 - 1-CUSHION  
ARMLESS  
41"W x 41"D



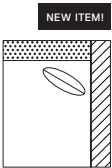
#82 - 2-CUSHION  
ARMLESS  
66"W x 41"D



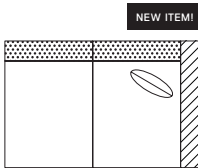
#61 - LEFT ARM FACING/  
RIGHT SIDE ARMLESS  
50"W x 41"D  
Includes 1 - 20" x 20" throw pillow



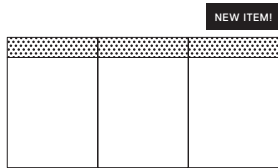
#62 - LEFT ARM FACING/  
RIGHT SIDE ARMLESS  
72"W x 41"D  
Includes 1 - 20" x 20" throw pillow



#71 - RIGHT ARM FACING/  
LEFT SIDE ARMLESS  
50"W x 41"D  
Includes 1 - 20" x 20" throw pillow

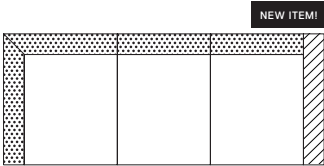


#72 - RIGHT ARM FACING/  
LEFT SIDE ARMLESS  
72"W x 41"D  
Includes 1 - 20" x 20" throw pillow



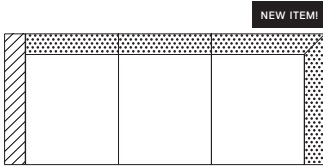
#53 - 3-CUSHION  
ARMLESS  
90"W x 41"D

CORNER/RIGHT ARM




#34 - RIGHT ARM FACING/  
LEFT SIDE CORNER  
137"W x 41"D

CORNER/LEFT ARM



#24 - LEFT ARM FACING/  
RIGHT SIDE CORNER  
137"W x 41"D

CORNER

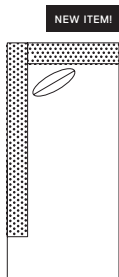


#41 - CORNER  
41"W x 41"D

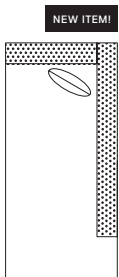
BUMPER OTTOMAN/CHAISE



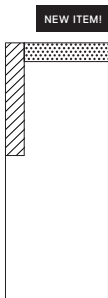
#88 - BUMPER  
OTTOMAN  
41"W x 45"D



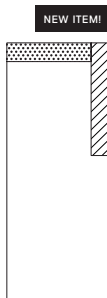
#99 - LEFT FACING  
BUMPER CHAISE  
97"W x 41"D  
Includes 1 - 20" x 20" throw pillow



#89 - RIGHT FACING  
BUMPER CHAISE  
97"W x 41"D  
Includes 1 - 20" x 20" throw pillow

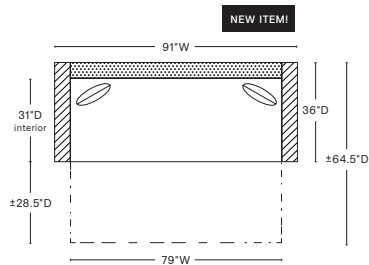


#44 - LEFT ARM FACING/  
RIGHT SIDE CORNER  
82"W x 41"D



#42 - RIGHT ARM FACING/  
LEFT SIDE CORNER  
82"W x 41"D

BED



#36 - TRUNDLE BED  
91"W x 36"D  
Includes 2 - 20" x 20" throw pillows