



EVAN

The Evan Sectional features a contemporary shelter-style silhouette with a recessed wood plinth base. With trillium-filled cushions, this sectional delivers an invitingly plush and comfortable place to sit.

STANDARD FEATURES

- Spring Construction: Sinuous
- Seat Cushion: Trillium
- Back Cushion: Trillium
- Throw Pillows: See Schematics

OVERALL DIMENSIONS

BODY DETAILS

- Overall Width: 37"
- Overall Depth: 40"
- Overall Height: 34"
- Frame Height: 28"

SEAT DETAILS

- Seat Height: 18"
- Seat Depth: 24"

ARM/LEG DETAILS

- Arm Width: 6"
- Arm Height: 26"
- Base Height: 1.75"

WOOD FINISH (Standard)

- Antique Brown
- Black Walnut
- Charcoal
- Dove
- Fawn
- Iron
- River Rock
- Salt
- Seal
- Slate
- Umber

NAILHEAD FINISH*

- French Natural
- Pewter
- Nickel
- Bright Gold
- Antique Brass
- Black Pearl
- Bronze

FABRIC PATTERN: _____

FABRIC COLOR: _____

CONTRAST WELT FABRIC PATTERN: _____

CONTRAST WELT FABRIC COLOR: _____

WOOD FINISH (Premium)*

- Alabaster
- Cavalier
- French Walnut
- Graphite
- Linen
- Old Oak
- Pumice
- Rustic Gray
- Sand

NAILHEAD SPACING

- Head-to-Head
- One On, One Off

NAILHEAD LOCATION

- Arms-Front Panel
- Body/Base

SEAT CUSHION FILL

- Trillium (Standard)
- Cloud 9*
- Luxe Aire*
- Down Supreme*
- Spring Down*

SELF WELTING*

- Body
- Back/Seat Cushion

CONTRAST WELTING*

- Body
- Back/Seat Cushion

BACK CUSHION FILL

- Trillium (Standard)
- Regalaire*
- Blend Down*
- Down Supreme*

SECTIONAL TABLE FINISH

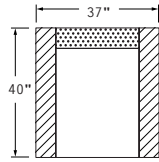
- Wood Finish _____
- Premium Wood Finish _____
- Blanc Faux Shagreen
- Dark Mushroom Faux Shagreen
- Juniper Faux Shagreen
- Sand Faux Shagreen
- Dark Grey Faux Horn
- Umber Faux Horn
- Faux Tortoise Shell
- Poplar Burl Veneer

*Denotes Upcharge

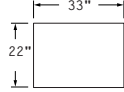
AVAILABLE PIECES

(DRAWINGS NOT TO SCALE)

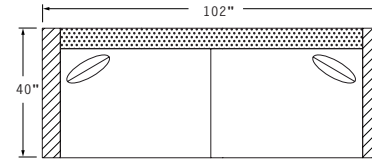
OTTOMANS/CHAIR/SOFAS



#10 - CHAIR
37"W x 40"D

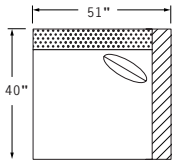


#00C - OTTOMAN
33"W x 22"D

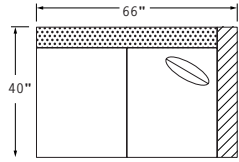


#40 - GRAND SOFA
102"W x 40"D
Includes 2 - 20" x 20" throw pillows

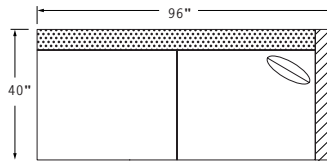
RIGHT ARM



#71 - RIGHT ARM FACING/
LEFT SIDE ARMLESS
51"W x 40"D
Includes 1 - 20" x 20" throw pillow

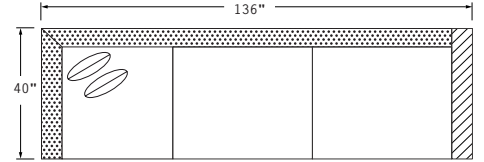


#72 - RIGHT ARM FACING/
LEFT SIDE ARMLESS
66"W x 40"D
Includes 1 - 20" x 20" throw pillow



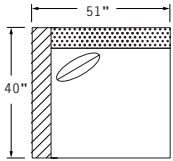
#73 - RIGHT ARM FACING/
LEFT SIDE ARMLESS
96"W x 40"D
Includes 1 - 20" x 20" throw pillow

CORNER/RIGHT ARM

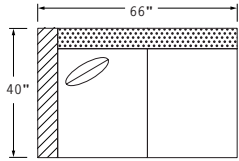


#34 - RIGHT ARM FACING/
LEFT SIDE CORNER
136"W x 40"D
Includes 2 - 20" x 20" throw pillows

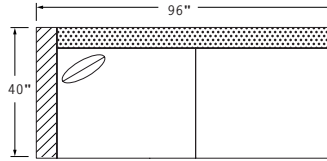
LEFT ARM



#61 - LEFT ARM FACING/
RIGHT SIDE ARMLESS
51"W x 40"D
Includes 1 - 20" x 20" throw pillow

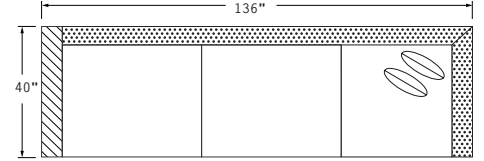


#62 - LEFT ARM FACING/
RIGHT SIDE ARMLESS
66"W x 40"D
Includes 1 - 20" x 20" throw pillow



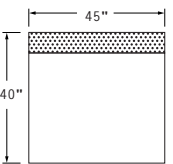
#63 - LEFT ARM FACING/
RIGHT SIDE ARMLESS
96"W x 40"D
Includes 1 - 20" x 20" throw pillow

CORNER/LEFT ARM

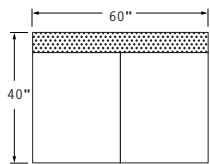


#24 - LEFT ARM FACING/
RIGHT SIDE CORNER
136"W x 40"D
Includes 2 - 20" x 20" throw pillows

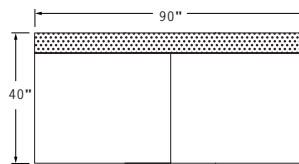
ARMLESS



#81 - 1-CUSHION
ARMLESS
45"W x 40"D

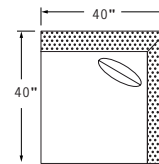


#82 - 2-CUSHION
ARMLESS
60"W x 40"D



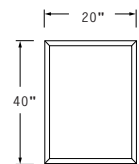
#53 - 2-CUSHION
ARMLESS
90"W x 40"D

CORNER



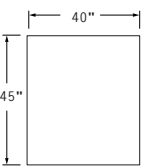
#41 - CORNER
40"W x 40"D
Includes 1 - 20" x 20"
throw pillow

SECTIONAL TABLE

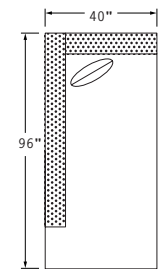


#108 - SECTIONAL
TABLE
20"W x 40"D
(Select Finish)

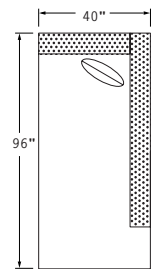
BUMPER OTTOMAN/CHAISE



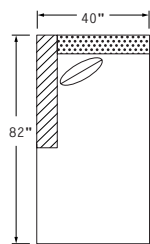
#88 - BUMPER
OTTOMAN
40"W x 45"D



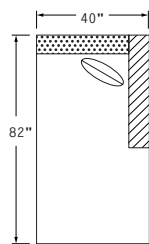
#99 - LEFT FACING
BUMPER CHAISE
40"W x 96"D
Includes 1 - 20" x 20"
throw pillow



#89 - RIGHT FACING
BUMPER CHAISE
40"W x 96"D
Includes 1 - 20" x 20"
throw pillow

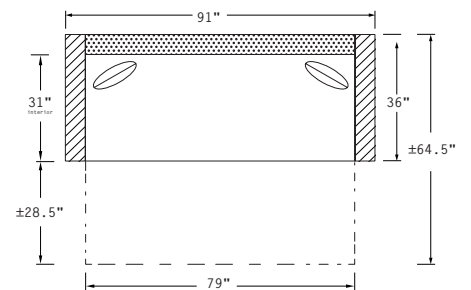


#44 - LEFT ARM
FACING/RIGHT SIDE
ARMLESS
40"W x 82"D
Includes 1 - 20" x 20"
throw pillow



#42 - RIGHT ARM
FACING/LEFT SIDE
ARMLESS
40"W x 82"D
Includes 1 - 20" x 20"
throw pillow

BED



#36 - TRUNDLE BED
91"W x 36"D
Includes 2 - 20" x 20" throw pillows