



EVAN

The Evan Sectional features a contemporary shelter-style silhouette with a recessed wood plinth base. With trillium-filled cushions, this sectional delivers an invitingly plush and comfortable place to sit.

STANDARD FEATURES

Spring Construction: Sinuous
Seat Cushion: Trillium
Back Cushion: Trillium
Throw Pillows: See Schematics

OVERALL DIMENSIONS

BODY DETAILS

Overall Depth: 40"
Overall Height: 34"
Frame Height: 28"

SEAT DETAILS

Seat Height: 18"
Seat Depth: 24"

ARM/LEG DETAILS

Arm Width: 6"
Arm Height: 26"
Base Height: 1.75"

WOOD FINISH (Standard)

- ☐ Antique Brown
- ☐ Black Walnut
- ☐ Charcoal
- ☐ Dove
- ☐ Fawn
- ☐ Iron
- ☐ River Rock
- ☐ Salt
- ☐ Seal
- ☐ Slate
- ☐ Umber

NAILHEAD FINISH*

- ☐ French Natural
- ☐ Pewter
- ☐ Nickel
- ☐ Bright Gold
- ☐ Antique Brass
- ☐ Black Pearl
- ☐ Bronze

FABRIC PATTERN: _____

FABRIC COLOR: _____

CONTRAST WELT FABRIC PATTERN: _____

CONTRAST WELT FABRIC COLOR: _____

*Denotes Upcharge

WOOD FINISH (Premium)*

- ☐ Alabaster
- ☐ Cavalier
- ☐ French Walnut
- ☐ Graphite
- ☐ Linen
- ☐ Old Oak
- ☐ Pumice
- ☐ Rustic Gray
- ☐ Sand

NAILHEAD SPACING

- ☐ Head-to-Head
- ☐ One On, One Off

NAILHEAD LOCATION

- ☐ Arms-Front Panel
- ☐ Body/Base

SEAT CUSHION FILL

- ☐ Trillium (Standard)
- ☐ Cloud 9*
- ☐ Luxe Aire*
- ☐ Down Supreme*
- ☐ Spring Down*

SELF WELTING*

- ☐ Body
- ☐ Back/Seat Cushion

CONTRAST WELTING*

- ☐ Body
- ☐ Back/Seat Cushion

BACK CUSHION FILL

- ☐ Trillium (Standard)
- ☐ Regalaire*
- ☐ Blend Down*
- ☐ Down Supreme*

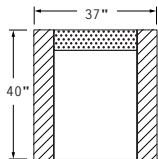
SECTIONAL TABLE FINISH

- ☐ Wood Finish _____
- ☐ Premium Wood Finish _____
- ☐ Blanc Faux Shagreen
- ☐ Dark Mushroom Faux Shagreen
- ☐ Juniper Faux Shagreen
- ☐ Sand Faux Shagreen
- ☐ Dark Grey Faux Horn
- ☐ Umber Faux Horn
- ☐ Faux Tortoise Shell
- ☐ Poplar Burl Veneer

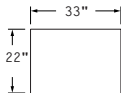
AVAILABLE PIECES

(DRAWINGS NOT TO SCALE)

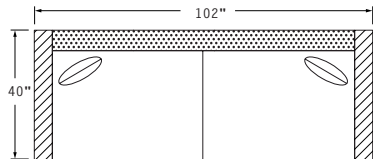
OTTOMANS/CHAIR/SOFAS



#10 - CHAIR
37\"W x 40\"D

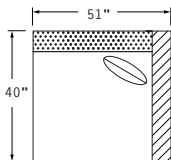


#00C - OTTOMAN
33\"W x 22\"D

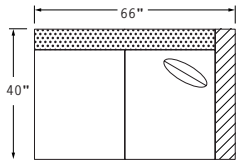


#40 - GRAND SOFA
102\"W x 40\"D
Includes 2 - 20\" x 20\" throw pillows

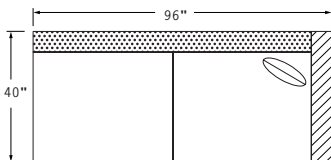
RIGHT ARM



#71 - RIGHT ARM FACING/
LEFT SIDE ARMLESS
51\"W x 40\"D
Includes 1 - 20\" x 20\" throw pillow

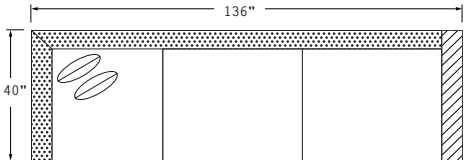


#72 - RIGHT ARM FACING/
LEFT SIDE ARMLESS
66\"W x 40\"D
Includes 1 - 20\" x 20\" throw pillow



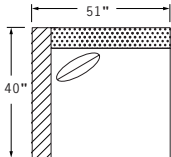
#73 - RIGHT ARM FACING/
LEFT SIDE ARMLESS
96\"W x 40\"D
Includes 1 - 20\" x 20\" throw pillow

CORNER/RIGHT ARM

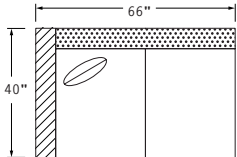


#34 - RIGHT ARM FACING/
LEFT SIDE CORNER
136\"W x 40\"D
Includes 2 - 20\" x 20\" throw pillows

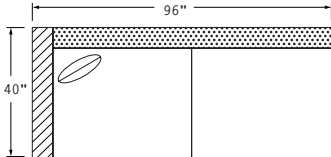
LEFT ARM



#61 - LEFT ARM FACING/
RIGHT SIDE ARMLESS
51\"W x 40\"D
Includes 1 - 20\" x 20\" throw pillow

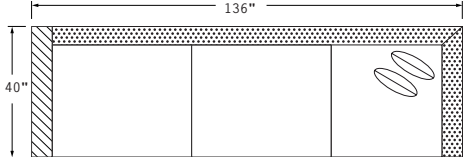


#62 - LEFT ARM FACING/
RIGHT SIDE ARMLESS
66\"W x 40\"D
Includes 1 - 20\" x 20\" throw pillow



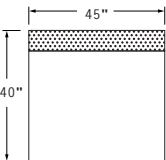
#63 - LEFT ARM FACING/
RIGHT SIDE ARMLESS
96\"W x 40\"D
Includes 1 - 20\" x 20\" throw pillow

CORNER/LEFT ARM

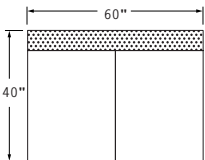


#24 - LEFT ARM FACING/
RIGHT SIDE CORNER
136\"W x 40\"D
Includes 2 - 20\" x 20\" throw pillows

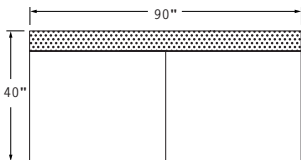
ARMLESS



#81 - 1-CUSHION
ARMLESS
45\"W x 40\"D

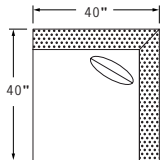


#82 - 2-CUSHION
ARMLESS
60\"W x 40\"D



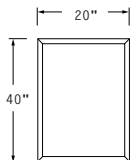
#53 - 2-CUSHION
ARMLESS
90\"W x 40\"D

CORNER



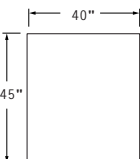
#41 - CORNER
40\"W x 40\"D
Includes 1 - 20\" x 20\"
throw pillow

SECTIONAL TABLE

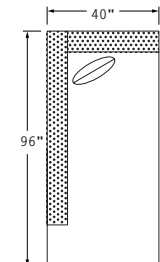


#108 - SECTIONAL
TABLE
20\"W x 40\"D
(Select Finish)

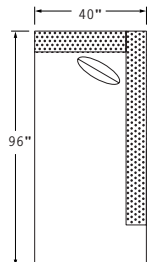
BUMPER OTTOMAN/CHAISE



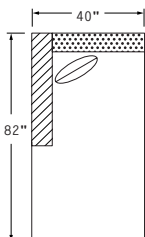
#88 - BUMPER
OTTOMAN
40\"W x 45\"D



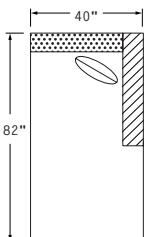
#99 - LEFT FACING
BUMPER CHAISE
40\"W x 96\"D
Includes 1 - 20\" x 20\"
throw pillow



#89 - RIGHT FACING
BUMPER CHAISE
40\"W x 96\"D
Includes 1 - 20\" x 20\"
throw pillow

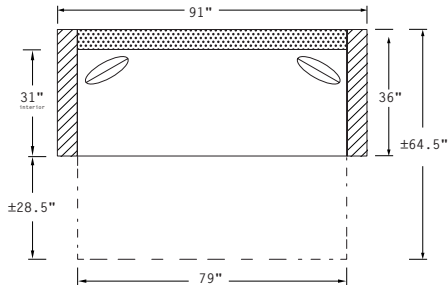


#44 - LEFT ARM
FACING/RIGHT SIDE
ARMLESS
40\"W x 82\"D
Includes 1 - 20\" x 20\"
throw pillow



#42 - RIGHT ARM
FACING/LEFT SIDE
ARMLESS
40\"W x 82\"D
Includes 1 - 20\" x 20\"
throw pillow

BED



#36 - TRUNDLE BED
91\"W x 36\"D
Includes 2 - 20\" x 20\" throw pillows