



## SAMUEL 3911

The Samuel classic transitional track arm sectional series features banded detailing on the base and wide tapered block legs.

### STANDARD FEATURES

Spring Construction: Sinuous

Seat Cushion: Cloud 9

Back Cushion: Down Supreme

Throw Pillows: See specifications page for size and quantity.

### OVERALL DIMENSIONS

#### BODY DETAILS

Overall Depth: 40"

Overall Height: 36"

Frame Height: 33"

#### SEAT DETAILS

Seat Height: 19"

Seat Depth: 22"

#### ARM/LEG DETAILS

Arm Width: 5"

Arm Height: 24"

Leg Height: 3"

SEE AVAILABLE PIECES ON BACK

#### WOOD FINISH (Standard)

- ☐ Antique Brown
- ☐ Cream
- ☐ Cloud
- ☐ Natural
- ☐ Sandalwood
- ☐ Caramel
- ☐ French Walnut
- ☐ Old Oak
- ☐ Umber
- ☐ Driftwood
- ☐ Shadow
- ☐ Black Walnut

#### NAILHEAD FINISH\*

- ☐ French Natural
- ☐ Pewter
- ☐ Nickel
- ☐ Bright Gold
- ☐ Antique Brass
- ☐ Black Pearl
- ☐ Bronze

#### WOOD FINISH (Premium)\*

- ☐ Linen
- ☐ Pearl
- ☐ Sand
- ☐ Ash
- ☐ Putty
- ☐ Slate
- ☐ Shale
- ☐ Cavalier
- ☐ Rustic Gray
- ☐ Regent
- ☐ Zebra
- ☐ Black Lacquer

#### NAILHEAD SPACING

- ☐ Head-to-Head
- ☐ One On, One Off

#### NAILHEAD LOCATION

- ☐ Arms
- ☐ Body/Base

#### SEAT CUSHION FILL

- ☐ Cloud 9 (Standard)
- ☐ Luxe Aire\*
- ☐ Down Supreme\*
- ☐ Spring Down\*
- ☐ Trillium\*

#### BACK CUSHION FILL

- ☐ Down Supreme (Standard)
- ☐ Blend Down\*
- ☐ Regalaire\*
- ☐ Trillium\*

FABRIC PATTERN: \_\_\_\_\_

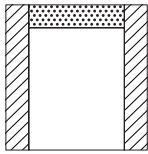
FABRIC COLOR: \_\_\_\_\_

\*Denotes Upcharge

AVAILABLE PIECES

(DRAWINGS NOT TO SCALE)

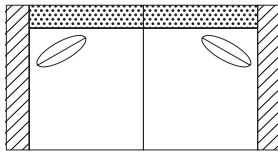
OTTOMANS/CHAIR/SOFAS



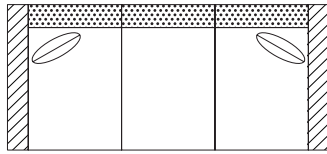
#10 - CHAIR  
33"W x 40"D



#00 - OTTOMAN  
27"W x 22"D

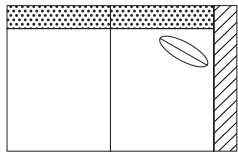


#22 - SMALL SOFA  
78"W x 40"D  
Includes 2 - 20" x 20" throw pillows

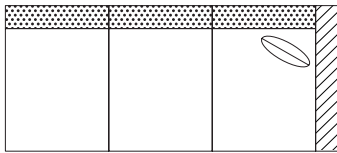


#30 - SOFA  
91"W x 40"D  
Includes 2 - 20" x 20" throw pillows

RIGHT ARM

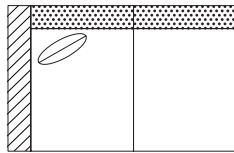


#72 - RIGHT ARM FACING/  
LEFT SIDE ARMLESS  
59"W x 40"D  
Includes 1 - 20" x 20" throw pillow

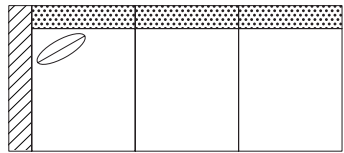


#73 - RIGHT ARM FACING/  
LEFT SIDE ARMLESS  
86"W x 40"D  
Includes 1 - 20" x 20" throw pillow

LEFT ARM

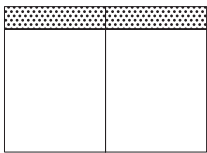


#62 - LEFT ARM FACING/  
RIGHT SIDE ARMLESS  
59"W x 40"D  
Includes 1 - 20" x 20" throw pillow

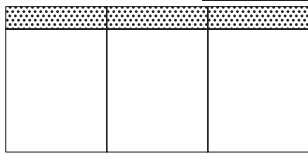


#63 - LEFT ARM FACING/  
RIGHT SIDE ARMLESS  
86"W x 40"D  
Includes 1 - 20" x 20" throw pillow

ARMLESS



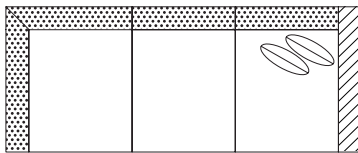
#82 - 2-CUSHION  
ARMLESS  
54"W x 40"D



#53 - 3-CUSHION  
ARMLESS  
81"W x 40"D

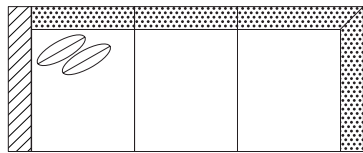
NEW SECTIONAL

CORNER/RIGHT ARM



#33 - RIGHT ARM FACING/  
LEFT SIDE CORNER  
99"W x 40"D  
Includes 2 - 20" x 20" throw pillows

CORNER/LEFT ARM



#23 - LEFT ARM FACING/  
RIGHT SIDE CORNER  
99"W x 40"D  
Includes 2 - 20" x 20" throw pillows

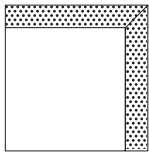
CHAISE

BUMPER  
OTTOMAN

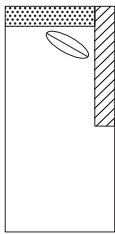


#88 - OTTOMAN  
40"W x 40"D

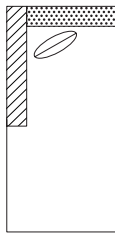
CORNER



#41 - CORNER  
40"W x 40"D



#64 - RIGHT ARM FACING/  
LEFT SIDE ARMLESS  
32"W x 70"D  
Includes 1 - 20" x 20" throw pillow



#74 - LEFT ARM FACING/  
RIGHT SIDE ARMLESS  
32"W x 70"D  
Includes 1 - 20" x 20" throw pillow