



LILY 3909

The Lily chair is a sophisticated transitional piece, showcasing a sleek, sloping track arm and elegantly tapered exposed wood legs.

STANDARD FEATURES

Spring Construction: Sinuous
 Seat Cushion: Cloud 9
 Back Cushion: Down Supreme
 Skirt Style: Banded Base
 Wood Finish: Standard
 1/4" Self-Welted Arm

OVERALL DIMENSIONS

BODY DETAILS

Overall Width: 31"
 Overall Depth: 40"
 Overall Height: 36"
 Frame Height: 33"

SEAT DETAILS

Seat Height: 19"
 Seat Depth: 22"

ARM/LEG DETAILS

Arm Width: 4.5"
 Arm Height: 24"
 Leg Height: 2"

WOOD FINISH (Standard)

- ☐ Antique Brown
- ☐ Black Walnut
- ☐ Charcoal
- ☐ Dove
- ☐ Fawn
- ☐ Iron
- ☐ River Rock
- ☐ Salt
- ☐ Seal
- ☐ Slate
- ☐ Umber

WOOD FINISH (Premium)*

- ☐ Alabaster
- ☐ Cavalier
- ☐ French Walnut
- ☐ Graphite
- ☐ Linen
- ☐ Old Oak
- ☐ Pumice
- ☐ Rustic Gray
- ☐ Sand

SELF WELTING*

- ☐ Seat/Back

CONTRAST WELTING*

- ☐ Body
- ☐ Seat/Back

SEAT CUSHION FILL

- ☐ Cloud 9 (Standard)
- ☐ Luxe Aire*
- ☐ Down Supreme*
- ☐ Spring Down*
- ☐ Trillium*

BACK CUSHION FILL

- ☐ Down Supreme (Standard)
- ☐ Regalaire*
- ☐ Blend Down*
- ☐ Trillium*

SKIRT STYLE

- ☐ Banded Base (Standard)
- ☐ T-Flounce*
- ☐ S-Flounce*

NAILHEAD FINISH*

- ☐ French Natural
- ☐ Pewter
- ☐ Nickel
- ☐ Bright Gold
- ☐ Antique Brass
- ☐ Black Pearl
- ☐ Bronze

NAILHEAD SPACING

- ☐ Head-to-Head
- ☐ One On, One Off

NAILHEAD LOCATION

- ☐ Arms-Front Panel
- ☐ Body/Base

FABRIC PATTERN: _____

FABRIC COLOR: _____

CONTRAST WELT FABRIC PATTERN: _____

CONTRAST WELT FABRIC COLOR: _____

*Denotes Upcharge

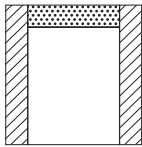
AVAILABLE PIECES

(DRAWINGS NOT TO SCALE)

CHAIRS/OTTOMANS



☐ #00C - OTTOMAN
27"W x 22"D

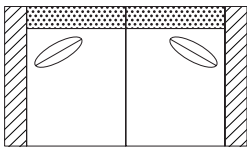


☐ #10 - CHAIR
31"W x 40"D

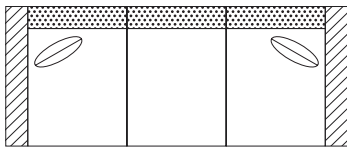


☐ #11 - SWIVEL CHAIR
31"W x 40"D

LOVESEATS/SOFAS



☐ #20 - LOVESEAT
62"W x 40"D
Includes 2 - 20" x 20"
throw pillows



☐ #30 - SOFA
89"W x 40"D
Includes 2 - 20" x 20"
throw pillows