



## JULIET

The Juliet transitional sectional series features thin, sculpted track arms and high tapered exposed wood legs, combining elegance with a modern touch.

### STANDARD FEATURES

Spring Construction: Sinuous  
 Seat Cushion: Cloud 9  
 Back Cushion: Down Supreme  
 Throw Pillows: See Schematics  
 Knife Edge Back Cushions

### OVERALL DIMENSIONS

#### BODY DETAILS

Overall Depth: 40"  
 Overall Height: 36"  
 Frame Height: 33"

#### SEAT DETAILS

Seat Height: 19"  
 Seat Depth: 22"

#### ARM/LEG DETAILS

Arm Width: 3"  
 Arm Height: 24"  
 Leg Height: 6"

#### WOOD FINISH (Standard)

- ☐ Antique Brown
- ☐ Black Walnut
- ☐ Charcoal
- ☐ Dove
- ☐ Fawn
- ☐ Iron
- ☐ River Rock
- ☐ Salt
- ☐ Seal
- ☐ Slate
- ☐ Umber

#### WOOD FINISH (Premium)\*

- ☐ Alabaster
- ☐ Cavalier
- ☐ French Walnut
- ☐ Graphite
- ☐ Linen
- ☐ Old Oak
- ☐ Pumice
- ☐ Rustic Gray
- ☐ Sand

#### SEAT CUSHION FILL

- ☐ Cloud 9 (Standard)
- ☐ Luxe Aire\*
- ☐ Down Supreme\*
- ☐ Spring Down\*
- ☐ Trillium\*

#### BACK CUSHION FILL

- ☐ Down Supreme (Standard)
- ☐ Blend Down\*
- ☐ Regalaire\*
- ☐ Trillium\*

#### CONTRAST WELTING\*

- ☐ Body
- ☐ Seat/Back Cushion

#### SELF WELTING\*

- ☐ Body
- ☐ Seat/Back Cushion

#### NAILHEAD FINISH\*

- ☐ French Natural
- ☐ Pewter
- ☐ Nickel
- ☐ Bright Gold
- ☐ Antique Brass
- ☐ Black Pearl
- ☐ Bronze

#### NAILHEAD SPACING\*

- ☐ Head-to-Head
- ☐ One On, One Off

#### NAILHEAD LOCATION\*

- ☐ Body/Base

#### SKIRT STYLE\*

- ☐ T-Flounce
- ☐ S-Flounce

FABRIC PATTERN: \_\_\_\_\_

FABRIC COLOR: \_\_\_\_\_

CONTRAST WELT FABRIC PATTERN: \_\_\_\_\_

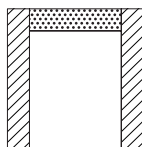
CONTRAST WELT FABRIC COLOR: \_\_\_\_\_

\*Denotes Upcharge

AVAILABLE PIECES

(DRAWINGS NOT TO SCALE)

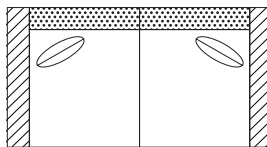
OTTOMANS/CHAIR/SOFAS



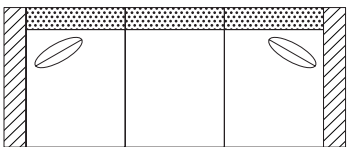
#10 - CHAIR  
31"W x 40"D



#00 - OTTOMAN  
27"W x 22"D

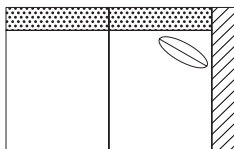


#22 - SMALL SOFA  
76"W x 40"D  
Includes 2 - 20" x 20" throw pillows

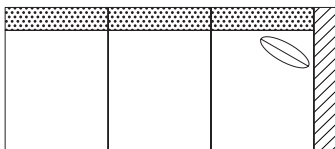


#30 - SOFA  
89"W x 40"D  
Includes 2 - 20" x 20" throw pillows

RIGHT ARM

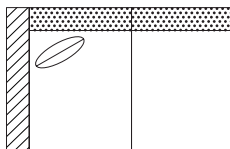


#72 - RIGHT ARM FACING/  
LEFT SIDE ARMLESS  
58"W x 40"D  
Includes 1 - 20" x 20" throw pillow

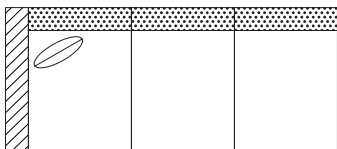


#73 - RIGHT ARM FACING/  
LEFT SIDE ARMLESS  
85"W x 40"D  
Includes 1 - 20" x 20" throw pillow

LEFT ARM

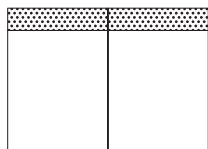


#62 - LEFT ARM FACING/  
RIGHT SIDE ARMLESS  
58"W x 40"D  
Includes 1 - 20" x 20" throw pillow




#63 - LEFT ARM FACING/  
RIGHT SIDE ARMLESS  
85"W x 40"D  
Includes 1 - 20" x 20" throw pillow

ARMLESS



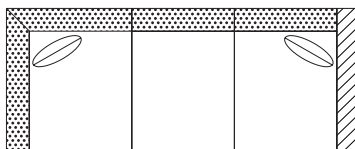
#82 - 2-CUSHION ARMLESS  
54"W x 40"D



#53 - 3-CUSHION ARMLESS  
81"W x 40"D

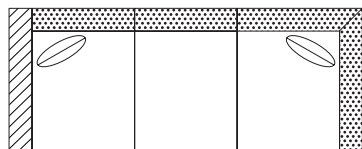
NEW SECTIONAL

CORNER/RIGHT ARM



#33 - RIGHT ARM FACING/  
LEFT SIDE CORNER  
98"W x 40"D  
Includes 2 - 20" x 20" throw pillows


CORNER/LEFT ARM



#23 - LEFT ARM FACING/  
RIGHT SIDE CORNER  
98"W x 40"D  
Includes 2 - 20" x 20" throw pillows


CHAISE

BUMPER  
OTTOMAN

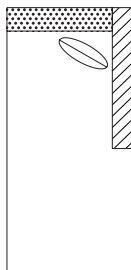


#88 - BUMPER  
OTTOMAN  
40"W x 40"D

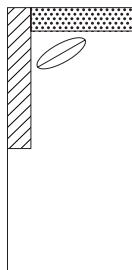
CORNER



#41 - CORNER  
40"W x 40"D



#64 - RIGHT ARM FACING/  
LEFT SIDE ARMLESS  
31"W x 70"D  
Includes 1 - 20" x 20" throw pillow



#74 - LEFT ARM FACING/  
RIGHT SIDE ARMLESS  
31"W x 70"D  
Includes 1 - 20" x 20" throw pillow