



ANDRO 6005/6001

The Andro European modern sofa features wide, low, flat track arms, with a high back with a vertical curve on the outside, and a modern wood base with plank legs for a sleek, contemporary look.

STANDARD FEATURES

Spring Construction: Webbing

Seat Cushion: Cloud 9

Back Cushion: Blend Down

Throw Pillows: See specifications page for size and quantity.

OVERALL DIMENSIONS

BODY DETAILS

Overall Depth: 40"

Overall Height: 35"

Frame Height: 33"

SEAT DETAILS

Seat Height: 19"

Seat Depth: 22"

Cushion Width: 27"

ARM/LEG DETAILS

Arm Width: 10"

Arm Height: 21.5"

Leg Height: 7"

SEE AVAILABLE PIECES ON BACK

WOOD FINISH (Standard)

- ☐ Cream
- ☐ Milk
- ☐ Cloud
- ☐ Natural
- ☐ Sandalwood
- ☐ Caramel
- ☐ French Walnut
- ☐ Old Oak
- ☐ Umber
- ☐ Driftwood
- ☐ Shadow
- ☐ Black Walnut

WOOD FINISH (Premium)*

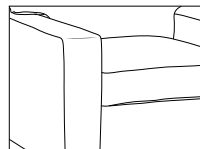
- ☐ Linen
- ☐ Pearl
- ☐ Sand
- ☐ Ash
- ☐ Putty
- ☐ Slate
- ☐ Shale
- ☐ Cavalier
- ☐ Rustic Gray
- ☐ Regent
- ☐ Zebra
- ☐ Black Lacquer

SEAT CUSHION FILL

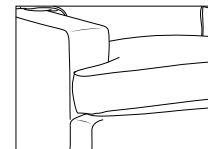
- ☐ Cloud 9 (Standard)
- ☐ Luxe Aire*
- ☐ Down Supreme*
- ☐ Spring Down*
- ☐ Trillium*

BACK CUSHION FILL

- ☐ Blend Down (Standard)
- ☐ Down Supreme*
- ☐ Regalaire*
- ☐ Trillium*



☐ Square Cushion



☐ T-Cushion

FABRIC PATTERN: _____

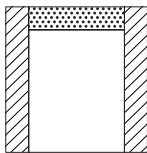
FABRIC COLOR: _____

*Denotes Upcharge

AVAILABLE PIECES

(DRAWINGS NOT TO SCALE)

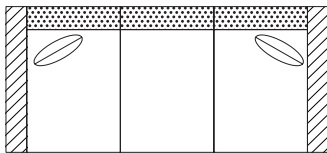
OTTOMANS/CHAIR/SOFAS



#10 - CHAIR
45"W x 40"D

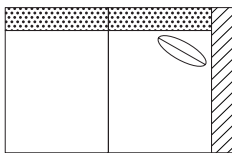


#00 - OTTOMAN
41"W x 22"D

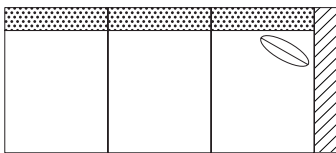


#40 - GRAND SOFA
98"W x 40"D
Includes 2 - 20" x 20" throw pillows

RIGHT ARM

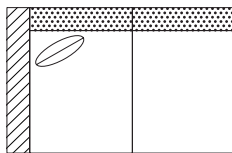


#72 - RIGHT ARM FACING/
LEFT SIDE ARMLESS
62"W x 40"D
Includes 1 - 20" x 20" throw pillow

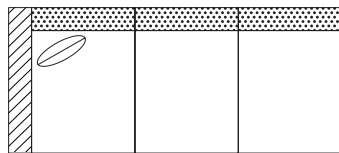


#73 - RIGHT ARM FACING/
LEFT SIDE ARMLESS
89"W x 40"D
Includes 1 - 20" x 20" throw pillow

LEFT ARM




#62 - LEFT ARM FACING/
RIGHT SIDE ARMLESS
62"W x 40"D
Includes 1 - 20" x 20" throw pillow




#63 - LEFT ARM FACING/
RIGHT SIDE ARMLESS
89"W x 40"D
Includes 1 - 20" x 20" throw pillow

ARMLESS




#53 - 3-CUSHION
ARMLESS
90"W x 42"D

CORNER/RIGHT ARM



#34 - RIGHT ARM FACING/
LEFT SIDE CORNER
102"W x 40"D
Includes 2 - 20" x 20" throw pillows

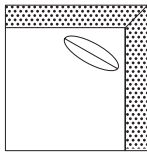
CORNER/LEFT ARM




#24 - LEFT ARM FACING/
RIGHT SIDE CORNER
102"W x 40"D
Includes 2 - 20" x 20" throw pillows

CHAISE


CORNER



#41 - CORNER
40"W x 40"D
Includes 1 - 20" x 20" throw pillow



#99 - LEFT FACING
BUMPER CHAISE
96"W x 40"D
Includes 1 - 20" x 20" throw pillow



#89 - RIGHT FACING
BUMPER CHAISE
96"W x 40"D
Includes 1 - 20" x 20" throw pillow