



JULIET

The Juliet chair is a stylish transitional piece, showcasing a sleek, sculpted track arm and high tapered exposed wood legs.

STANDARD FEATURES

Spring Construction: Sinuous
Seat Cushion: Cloud 9
Back Cushion: Down Supreme
Wood Finish: Standard

OVERALL DIMENSIONS

BODY DETAILS

Overall Width: 31"
Overall Depth: 40"
Overall Height: 36"
Frame Height: 33"

SEAT DETAILS

Seat Height: 19"
Seat Depth: 22"

ARM/LEG DETAILS

Arm Width: 3"
Arm Height: 24"
Leg Height: 6"

WOOD FINISH (Standard)

- ☐ Antique Brown
- ☐ Black Walnut
- ☐ Charcoal
- ☐ Dove
- ☐ Fawn
- ☐ Iron
- ☐ River Rock
- ☐ Salt
- ☐ Seal
- ☐ Slate
- ☐ Umber

SELF WELTING*

- ☐ Body
- ☐ Seat/Back

WOOD FINISH (Premium)*

- ☐ Alabaster
- ☐ Cavalier
- ☐ French Walnut
- ☐ Graphite
- ☐ Linen
- ☐ Old Oak
- ☐ Pumice
- ☐ Rustic Gray
- ☐ Sand

CONTRAST WELTING*

- ☐ Body
- ☐ Seat/Back

SEAT CUSHION FILL

- ☐ Cloud 9 (Standard)
- ☐ Luxe Aire*
- ☐ Down Supreme*
- ☐ Spring Down*
- ☐ Trillium*

BACK CUSHION FILL

- ☐ Down Supreme (Standard)
- ☐ Regalaire*
- ☐ Blend Down*
- ☐ Trillium*

SKIRT STYLE*

- ☐ T-Flounce
- ☐ S-Flounce

NAILHEAD FINISH*

- ☐ French Natural
- ☐ Pewter
- ☐ Nickel
- ☐ Bright Gold
- ☐ Antique Brass
- ☐ Black Pearl
- ☐ Bronze

NAILHEAD SPACING

- ☐ Head-to-Head
- ☐ One On, One Off

NAILHEAD LOCATION

- ☐ Body/Base

FABRIC PATTERN: _____

FABRIC COLOR: _____

CONTRAST WELT FABRIC PATTERN: _____

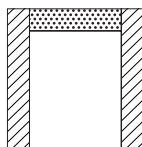
CONTRAST WELT FABRIC COLOR: _____

*Denotes Upcharge

AVAILABLE PIECES

(DRAWINGS NOT TO SCALE)

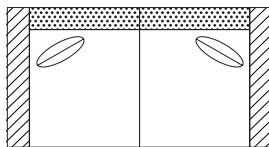
OTTOMANS/CHAIR/SOFAS



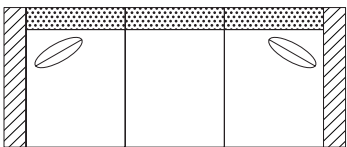
#10 - CHAIR
31"W x 40"D



#00 - OTTOMAN
27"W x 22"D

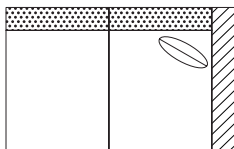


#22 - SMALL SOFA
76"W x 40"D
Includes 2 - 20" x 20" throw pillows

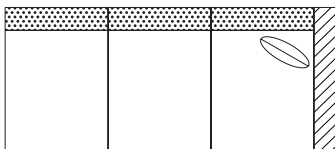


#30 - SOFA
89"W x 40"D
Includes 2 - 20" x 20" throw pillows

RIGHT ARM

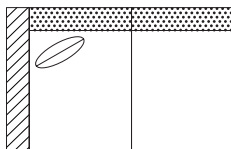


#72 - RIGHT ARM FACING/
LEFT SIDE ARMLESS
58"W x 40"D
Includes 1 - 20" x 20" throw pillow

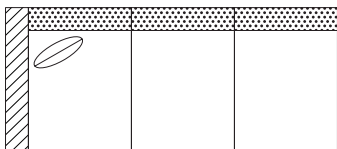


#73 - RIGHT ARM FACING/
LEFT SIDE ARMLESS
85"W x 40"D
Includes 1 - 20" x 20" throw pillow

LEFT ARM

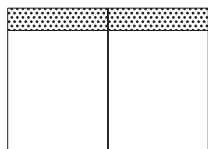


#62 - LEFT ARM FACING/
RIGHT SIDE ARMLESS
58"W x 40"D
Includes 1 - 20" x 20" throw pillow




#63 - LEFT ARM FACING/
RIGHT SIDE ARMLESS
85"W x 40"D
Includes 1 - 20" x 20" throw pillow

ARMLESS



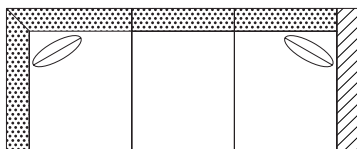
#82 - 2-CUSHION ARMLESS
54"W x 40"D



#53 - 3-CUSHION ARMLESS
81"W x 40"D

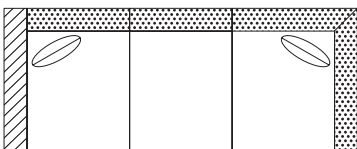
NEW SECTIONAL

CORNER/RIGHT ARM



#33 - RIGHT ARM FACING/
LEFT SIDE CORNER
98"W x 40"D
Includes 2 - 20" x 20" throw pillows


CORNER/LEFT ARM



#23 - LEFT ARM FACING/
RIGHT SIDE CORNER
98"W x 40"D
Includes 2 - 20" x 20" throw pillows

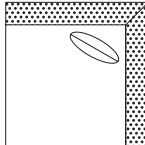
CHAISE

BUMPER
OTTOMAN

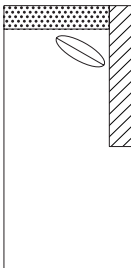


#88 - BUMPER
OTTOMAN
40"W x 40"D

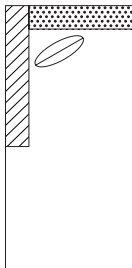
CORNER



#41 - CORNER
40"W x 40"D
Includes 1 - 20" x 20" throw pillow



#64 - RIGHT ARM FACING/
LEFT SIDE ARMLESS
31"W x 70"D
Includes 1 - 20" x 20" throw pillow



#74 - LEFT ARM FACING/
RIGHT SIDE ARMLESS
31"W x 70"D
Includes 1 - 20" x 20" throw pillow