



## CHASE 444

The Chase architectural transitional sectional series features 6" track arms and large rectangular lumbar pillows. It includes exposed tapered wood legs, with nailhead details on the front arm panels and a banded base.

### STANDARD FEATURES

Spring Construction: Sinuous  
 Seat Cushion: Cloud 9  
 Back Cushion: Blend Down  
 Lumbar Pillows: See Schematics  
 Nailheads

### OVERALL DIMENSIONS

#### BODY DETAILS

Overall Depth: 42"  
 Overall Height: 36"  
 Frame Height: 32"

#### SEAT DETAILS

Seat Height: 19"  
 Seat Depth: 19" to lumbar/26"

#### ARM/LEG DETAILS

Arm Width: 6.5"  
 Arm Height: 25"  
 Leg Height: 4"

### WOOD FINISH (Standard)

- ☐ Antique Brown
- ☐ Cream
- ☐ Cloud
- ☐ Natural
- ☐ Sandalwood
- ☐ Caramel
- ☐ French Walnut
- ☐ Old Oak
- ☐ Umber
- ☐ Driftwood
- ☐ Shadow
- ☐ Black Walnut

### NAILHEAD FINISH

- ☐ French Natural
- ☐ Pewter
- ☐ Nickel
- ☐ Bright Gold
- ☐ Antique Brass
- ☐ Black Pearl
- ☐ Bronze

### WOOD FINISH (Premium)\*

- ☐ Linen
- ☐ Pearl
- ☐ Sand
- ☐ Ash
- ☐ Putty
- ☐ Slate
- ☐ Shale
- ☐ Cavalier
- ☐ Rustic Gray
- ☐ Regent
- ☐ Zebra
- ☐ Black Lacquer

### NAILHEAD SPACING

- ☐ Head-to-Head
- ☐ One On, One Off

### NAILHEAD LOCATION

- ☐ Arms
- ☐ Body/Base

### SEAT CUSHION FILL

- ☐ Cloud 9 (Standard)
- ☐ Luxe Aire\*
- ☐ Down Supreme\*
- ☐ Spring Down\*
- ☐ Trillium\*

### BACK CUSHION FILL

- ☐ Blend Down (Standard)
- ☐ Down Supreme\*
- ☐ Regalaire\*
- ☐ Trillium\*

FABRIC PATTERN: \_\_\_\_\_

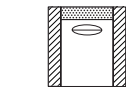
FABRIC COLOR: \_\_\_\_\_

\*Denotes Upcharge

AVAILABLE PIECES

(DRAWINGS NOT TO SCALE)

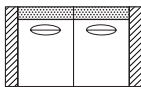
OTTOMANS/CHAIR/SOFAS



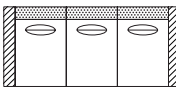
☐ **#10 - CHAIR**  
39"W x 42"D  
Includes 1 – 20" x 20"  
throw pillow



☐ **#00 - OTTOMAN**  
36"W x 23"D

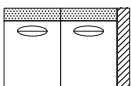


☐ **#20 - LOVESEAT**  
64"W x 42"D  
Includes 2 – 20" x 20"  
throw pillows

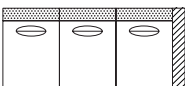


☐ **#30 - SOFA**  
89"W x 42"D  
Includes 3 – 20" x 20"  
throw pillows

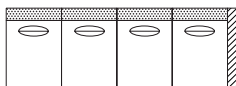
RIGHT ARM



☐ **#72 - RIGHT ARM FACING/  
LEFT SIDE ARMLESS**  
67"W x 42"D  
Includes 2 – 20" x 20" throw pillows

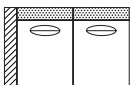


☐ **#73 - RIGHT ARM FACING/  
LEFT SIDE ARMLESS**  
97"W x 42"D  
Includes 3 – 20" x 20" throw pillows

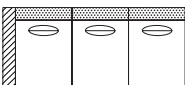


☐ **#94 - RIGHT ARM FACING/  
LEFT SIDE ARMLESS**  
127"W x 40"D  
Includes 4 – 20" x 20" throw pillows

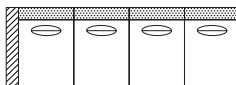
LEFT ARM



☐ **#62 - LEFT ARM FACING/  
RIGHT SIDE ARMLESS**  
67"W x 42"D  
Includes 2 – 20" x 20" throw pillows



☐ **#63 - LEFT ARM FACING/  
RIGHT SIDE ARMLESS**  
97"W x 42"D  
Includes 3 – 20" x 20" throw pillows

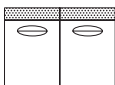


☐ **#84 - LEFT ARM FACING/  
RIGHT SIDE ARMLESS**  
127"W x 40"D  
Includes 4 – 20" x 20" throw pillows

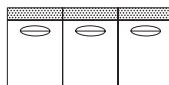
ARMLESS



☐ **#81 - 1-CUSHION  
ARMLESS**  
30"W x 42"D  
Includes 1 – 20" x 20"  
throw pillow

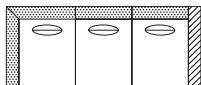


☐ **#82 - 2-CUSHION  
ARMLESS**  
60"W x 42"D  
Includes 2 – 20" x 20"  
throw pillows

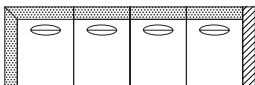


☐ **#53 - 3-CUSHION  
ARMLESS**  
90"W x 42"D  
Includes 3 – 20" x 20"  
throw pillows

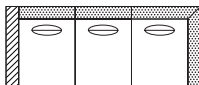
CORNER/RIGHT ARM



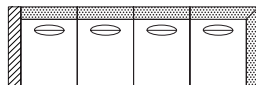
☐ **#33 - RIGHT ARM FACING/  
LEFT SIDE CORNER**  
108"W x 42"D  
Includes 3 – 20" x 20" throw pillows



☐ **#34 - RIGHT ARM FACING/  
LEFT SIDE CORNER**  
138"W x 42"D  
Includes 4 – 20" x 20" throw pillows



☐ **#23 - LEFT ARM FACING/  
RIGHT SIDE CORNER**  
108"W x 42"D  
Includes 3 – 20" x 20" throw pillows



☐ **#24 - LEFT ARM FACING/  
RIGHT SIDE CORNER**  
138"W x 42"D  
Includes 4 – 20" x 20" throw pillows

BUMPER OTTOMAN

NEW SECTIONAL!



☐ **#88 - OTTOMAN**  
30"W x 28"D

CORNER

NEW SECTIONAL!

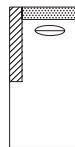


☐ **#41 - CORNER**  
42"W x 42"D

CHAISE



☐ **#64 - RIGHT ARM FACING/  
LEFT SIDE ARMLESS**  
36"W x 70"D  
Includes 1 – 20" x 20" throw pillow



☐ **#74 - LEFT ARM FACING/  
RIGHT SIDE ARMLESS**  
36"W x 70"D  
Includes 1 – 20" x 20" throw pillow