



CHASE

The Chase architectural transitional sectional series features 6" track arms and large rectangular lumbar pillows. It includes exposed tapered wood legs, with nailhead details on the front arm panels and a banded base.

STANDARD FEATURES

- Spring Construction: Sinuous
- Seat Cushion: Cloud 9
- Back Cushion: Blend Down
- Lumbar Pillows: See Schematics
- Nailheads

OVERALL DIMENSIONS

BODY DETAILS

- Overall Depth: 42"
- Overall Height: 36"
- Frame Height: 32"

SEAT DETAILS

- Seat Height: 19"
- Seat Depth: 19" to lumbar/26"

ARM/LEG DETAILS

- Arm Width: 6.5"
- Arm Height: 25"
- Leg Height: 4"

WOOD FINISH (Standard)

- Antique Brown
- Black Walnut
- Charcoal
- Dove
- Fawn
- Iron
- River Rock
- Salt
- Seal
- Slate
- Umber

NAILHEAD FINISH

- French Natural
- Pewter
- Nickel
- Bright Gold
- Antique Brass
- Black Pearl
- Bronze

WOOD FINISH (Premium)*

- Linen
- Pearl
- Sand
- Ash
- Putty
- Slate
- Shale
- Cavalier
- Rustic Gray
- Regent
- Zebra
- Black Lacquer

NAILHEAD SPACING

- Head-to-Head
- One On, One Off

NAILHEAD LOCATION

- Arms
- Body/Base

SEAT CUSHION FILL

- Cloud 9 (Standard)
- Luxe Aire*
- Down Supreme*
- Spring Down*
- Trillium*

BACK CUSHION FILL

- Blend Down (Standard)
- Down Supreme*
- Regalaire*
- Trillium*

SKIRT STYLE*

- Banded Base
- T-Flounce
- S-Flounce

FABRIC PATTERN: _____

FABRIC COLOR: _____

*Denotes Upcharge

AVAILABLE PIECES

(DRAWINGS NOT TO SCALE)

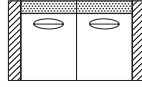
OTTOMANS/CHAIR/SOFAS



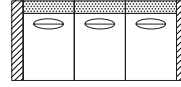
#10 - CHAIR
39"W x 42"D
Includes 1 - 18" x 22"
throw pillow



#00 - OTTOMAN
37"W x 23"D

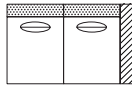


#20 - LOVESEAT
64"W x 42"D
Includes 2 - 18" x 22"
throw pillows

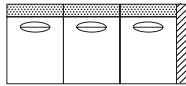


#30 - SOFA
90"W x 42"D
Includes 3 - 18" x 22"
throw pillows

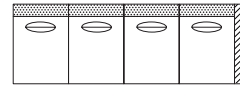
RIGHT ARM



#72 - RIGHT ARM FACING/
LEFT SIDE ARMLESS
66"W x 42"D
Includes 2 - 18" x 22" throw pillows

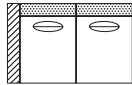


#73 - RIGHT ARM FACING/
LEFT SIDE ARMLESS
97"W x 42"D
Includes 3 - 18" x 22" throw pillows

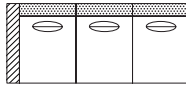


#94 - RIGHT ARM FACING/
LEFT SIDE ARMLESS
127"W x 42"D
Includes 4 - 18" x 22" throw pillows

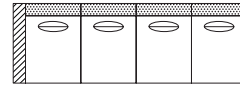
LEFT ARM



#62 - LEFT ARM FACING/
RIGHT SIDE ARMLESS
66"W x 42"D
Includes 2 - 18" x 22" throw pillows



#63 - LEFT ARM FACING/
RIGHT SIDE ARMLESS
97"W x 42"D
Includes 3 - 18" x 22" throw pillows

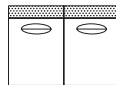


#84 - LEFT ARM FACING/
RIGHT SIDE ARMLESS
127"W x 42"D
Includes 4 - 18" x 22" throw pillows

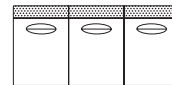
ARMLESS



#81 - 1-CUSHION
ARMLESS
30"W x 42"D
Includes 1 - 18" x 22"
throw pillow

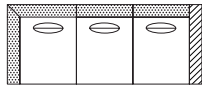


#82 - 2-CUSHION
ARMLESS
60"W x 42"D
Includes 2 - 18" x 22"
throw pillows

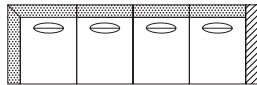


#53 - 3-CUSHION
ARMLESS
90"W x 42"D
Includes 3 - 18" x 22"
throw pillows

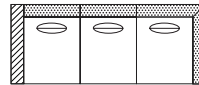
CORNER/RIGHT ARM



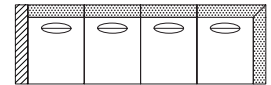
#33 - RIGHT ARM FACING/
LEFT SIDE CORNER
108"W x 42"D
Includes 3 - 18" x 22" throw pillows



#34 - RIGHT ARM FACING/
LEFT SIDE CORNER
138"W x 42"D
Includes 4 - 18" x 22" throw pillows



#23 - LEFT ARM FACING/
RIGHT SIDE CORNER
108"W x 42"D
Includes 3 - 18" x 22" throw pillows



#24 - LEFT ARM FACING/
RIGHT SIDE CORNER
138"W x 42"D
Includes 4 - 18" x 22" throw pillows

BUMPER OTTOMAN

NEW SECTIONAL!



#88 - OTTOMAN
36"W x 28"D

CORNER

NEW SECTIONAL!

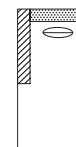


#41 - CORNER
42"W x 42"D

CHAISE



#64 - RIGHT ARM FACING/
LEFT SIDE ARMLESS
36"W x 70"D
Includes 1 - 18" x 22" throw pillow



#74 - LEFT ARM FACING/
RIGHT SIDE ARMLESS
36"W x 70"D
Includes 1 - 18" x 22" throw pillow