

629 Designer's Choice

Create the ideal sectional tailored to your comfort level and design concept
JANUARY 2019



Our 629 Designer's Choice sectional featuring a 6" track arm and "T" seat cushion option

HOME FURNISHING SOLUTIONS BY BURTON JAMES

CHOOSE YOUR ARM STYLE:



6" TRACK ARM



6" ENGLISH ARM



6" SPLIT TRACK ARM



8" SOCK ARM



8" PANEL ARM

CHOOSE YOUR BASE STYLE:



S FLOUNCE




DRESSMAKER
FLOUNCE



UPHOLSTERED BASE
W/ BLOCK LEG



UPHOLSTERED BASE W/
TAPERED BLOCK LEG




PLAIN
UPHOLSTERED BASE



629 with 6" track arm

STANDARD FINISHES



MILK



DRIFTWOOD



SANDLEWOOD



FRENCH WALNUT



UMBER



CREAM



BLACK WALNUT



CARAMEL



NATURAL



OLD OAK




CLOUD



SHADOW

PREMIUM FINISHES

(additional charge)



SLATE



ASH



PEARL



BLACK LACQUER



PUTTY



ZEBRA

* These are representations of Burton James finishes only. Please refer to actual samples for a true match.



629 with 6" english arm

SEAT FILL OPTIONS

- **CLOUD 9 - STANDARD FILL** - High density foam core, wrapped in two layers of polyester fiber for softness and bounce, encased in ticking for strength and durability. This is our most popular seat cushion.
- **LUXE AIRE** - Premium polyurethane foam wrapped in D91 polyester fiber and encased in ticking. This is a firm seat with minimum crown ensuring comfort and durability.
- **DOWN SUPREME** (upcharge) - High density foam interior encased in a 100% cotton down proof ticking envelope, of 90% feather and 10% down.
- **SPRING DOWN** (upcharge) - High density foam interior surrounding a spring system, encased in a 100% cotton down proof ticking envelope, of 90% feather and 10% down.

SEAT CUSHION OPTIONS



T CUSHION



SQUARE CUSHION

BACK FILL OPTIONS

- **BLEND DOWN - STANDARD FILL** - 50% blown poly fiber, 45% feather, and 5% down channeled in a 100% cotton down proof ticking. This is our most popular back cushion.
- **REGALAIRE** - Polyester fiber channeled inside a non-woven casing. This choice offers a firm but soft back cushion that requires some fluffing.
- **DOWN SUPREME** (upcharge) - 90% feather, 10% down channeled in a 100% cotton down proof ticking.

BACK CUSHION OPTIONS



"T" KNIFE EDGE BACK



"T" BOXED BACK



SQUARE BOXED BACK



SQUARE KNIFE EDGE BACK

NAILHEAD OPTIONS

(additional charge)



BRIGHT
GOLD



NICKEL



BRONZE



PEWTER



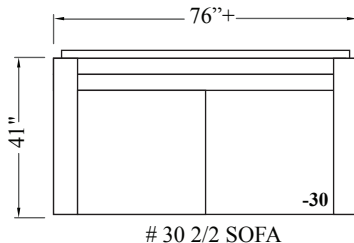
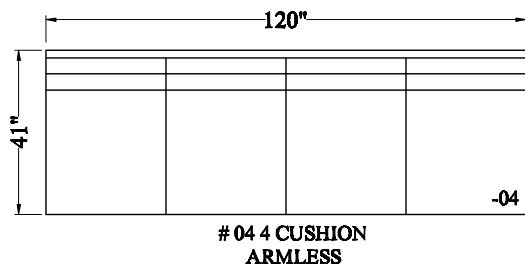
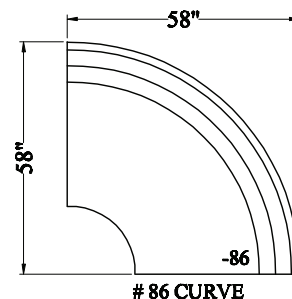
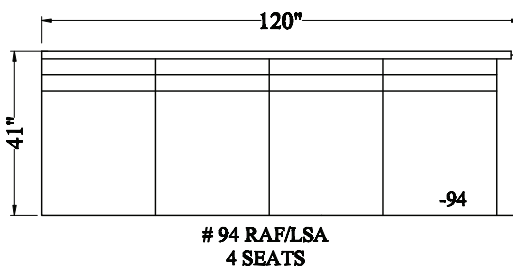
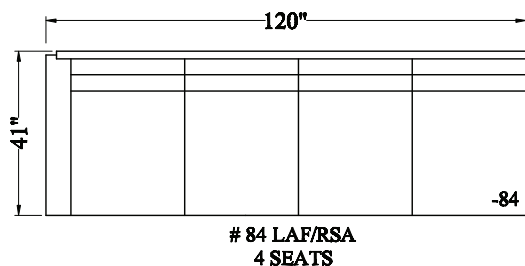
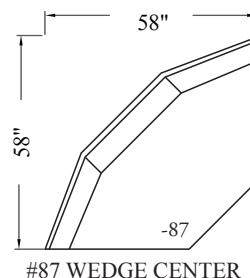
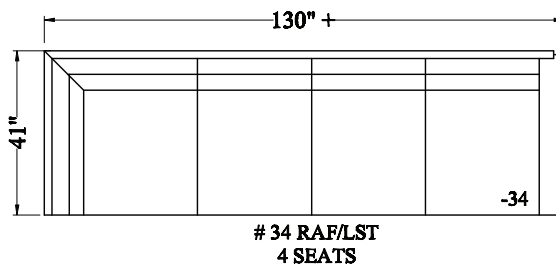
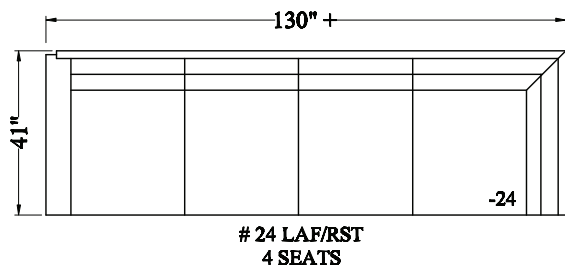
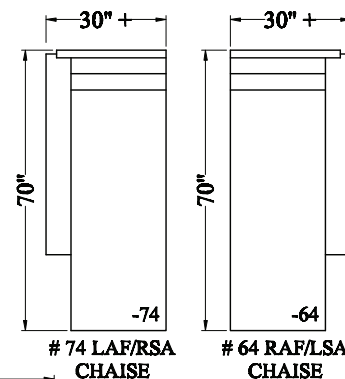
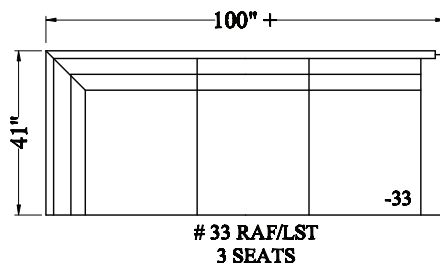
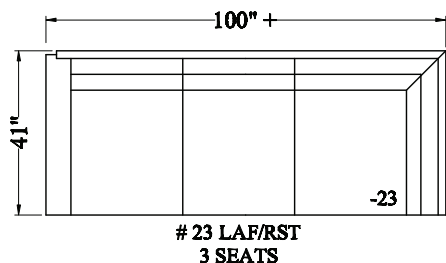
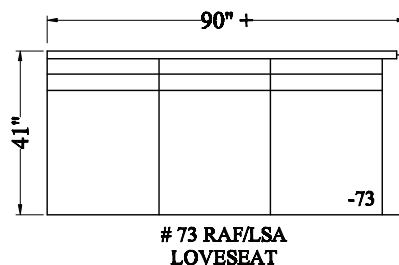
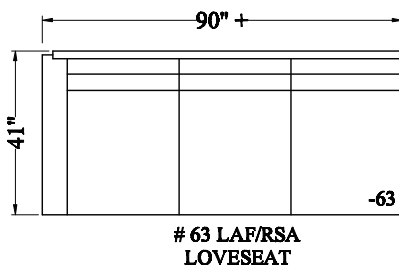
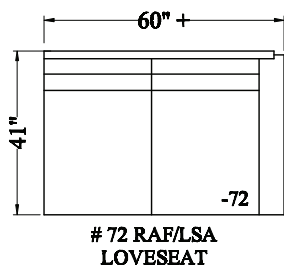
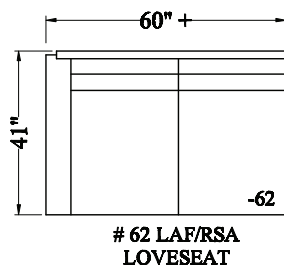
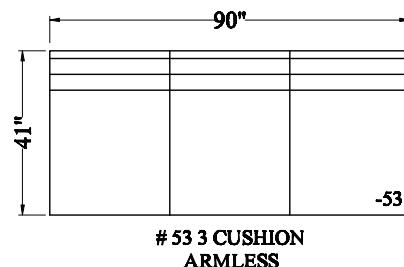
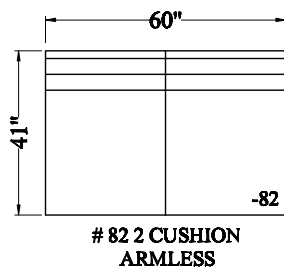
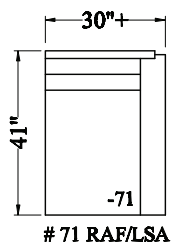
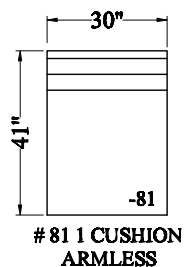
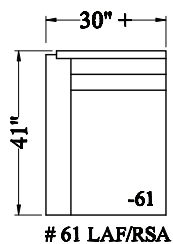
NATURAL
(ANTIQUE BRASS)



FRENCH
NATURAL



BLACK
PEARL



* Where applicable, please
add arm width to ensure
correct measurements.

BURTON JAMES

phone: (626) 961-7221 fax: (626) 330-3624 www.burtonjames.com

BURTON JAMES

629 DESIGNER'S CHOICE ORDER FORM:
DECEMBER 2018

CHOOSE YOUR ARM STYLE:



6" TRACK ARM

☐

6" ENGLISH ARM

☐

6" SPLIT TRACK ARM

☐

8" SOCK ARM

☐

8" PANEL ARM

☐

CHOOSE YOUR BASE STYLE:



S FLOUNCE

☐

DRESSMAKER
FLOUNCE

☐

UPHOLSTERED BASE
W/ BLOCK LEG

☐

UPHOLSTERED BASE W/
TAPERED BLOCK LEG

☐

PLAIN
UPHOLSTERED BASE

☐

BACK CUSHION OPTIONS



"T" KNIFE EDGE BACK

☐

"T" BOXED BACK

☐

SQUARE KNIFE EDGE BACK

☐

SQUARE BOXED BACK

☐

SEAT CUSHION OPTIONS



T CUSHION

☐

SQUARE CUSHION

☐

BURTON JAMES

629 DESIGNER'S CHOICE ORDER FORM:

SEAT FILL OPTIONS

☐ CLOUD 9 (STANDARD)

☐ LUXE AIRE

☐ DOWN SUPREME
(additional charge)

☐ SPRING DOWN
(additional charge)

BACK FILL OPTIONS

☐ BLEND DOWN (STANDARD)

☐ DOWN SUPREME
(ADDITIONAL CHARGE)

☐ REGALAIRE

WOOD FINISH FOR LEGS: _____

NAILHEAD OPTIONS

(additional charge)



☐ BRIGHT
GOLD



☐ NICKEL



☐ BRONZE



☐ PEWTER



☐ NATURAL
(ANTIQUE BRASS)



☐ FRENCH
NATURAL



☐ BLACK
PEARL

SIZE: ☐ SMALL - 7/16" ☐ MEDIUM - 5/8" ☐ LARGE - 1"

WELT OPTIONS

SIZE: ☐ STANDARD - 1/4" ☐ FINE - 1/8" LOCATION(S) ☐ SEAT/BACK CUSHIONS ☐ FRAME

☐ NO WELTS

NOTES
