

ALTERNATIVES

Perfectly Stylish, Perfectly Comfortable, Perfectly You.
Available in 36" 38" 40" depths and 34" 36" 38" heights.



HOME FURNISHING SOLUTIONS BY BURTON JAMES

- 3600 Series = 36" depth
- 4000 Series = 40" depth
- 3800 Series = 38" depth

All pieces available with 34", 36" or 38" overall back height

ARM OPTIONS



4" TRACK ARM
24" ARM HEIGHT



6" TRACK ARM
24" ARM HEIGHT



9" TRACK ARM
24" ARM HEIGHT



8" SOCK ARM
26" ARM HEIGHT



4.5" DECO ARM
24" ARM HEIGHT



6" KEY ARM
24" ARM HEIGHT



6" ENGLISH ARM
26" ARM HEIGHT



6" SPLIT TRACK ARM
26" ARM HEIGHT



6" BENTLEY ARM
24" ARM HEIGHT



6" DORSET ARM
24" ARM HEIGHT

BACK OPTIONS



SQUARE BOXED
BACK CUSHION



"T" BOXED
BACK CUSHION



KNIFE EDGE BACK



TIGHT BOXED BACK
(only available 36" depth)
(track arm only)

BASE AND LEG OPTIONS




S FLOUNCE



T FLOUNCE




PLAIN
UPHOLSTERED
BASE



BANDED BASE



WOOD BASE
(additional charge)



SEAT FILL OPTIONS

SEAT CUSHION OPTIONS



T CUSHION



SQUARE CUSHION

- **CLOUD 9 - STANDARD FILL** - High density foam core, wrapped in 2 layers of polyester fiber for softness and bounce, encased in ticking for strength and durability. This is our most popular seat cushion.
- **LUXE AIRE** - Premium polyurethane foam wrapped in polyester fiber and encased in ticking. This is a firm seat with minimum crown ensuring comfort and durability.
- **DOWN SUPREME (upcharge)** - High density foam interior encased in a 100% cotton down proof ticking envelope, of 90% feather and 10% down.
- **SPRING DOWN (upcharge)** - High density foam interior surrounding a spring system, encased in a 100% cotton down proof ticking envelope of 90% feather and 10% down.

BACK FILL OPTIONS



- **BLEND DOWN - STANDARD FILL** - 50% blown poly fiber, 45% feather, and 5% down channeled in a 100% cotton down proof ticking. This is our most popular back cushion.
- **REGALAIRE** - Polyester fiber channeled inside a non-woven casing. This choice offers a firm back cushion that requires some fluffing.
- **DOWN SUPREME (upcharge)** - 90% feather, 10% down channeled in a 100% cotton down proof ticking.

NAILHEAD OPTIONS

(additional charge)



BRIGHT GOLD



NICKEL



BRONZE



PEWTER



NATURAL
(ANTIQUE BRASS)



FRENCH
NATURAL



BLACK PEARL

STANDARD FINISHES



MILK



DRIFTWOOD




SANDLEWOOD




FRENCH WALNUT



BLACK WALNUT




CARAMEL



NATURAL



OLD OAK



UMBER



CREAM

PREMIUM FINISHES

(additional charge)



SLATE



ASH



PEARL



BLACK LACQUER

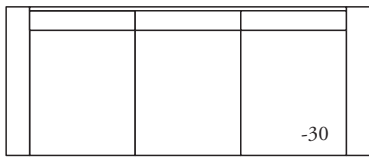


PUTTY

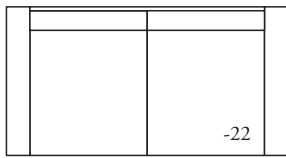


ZEBRA

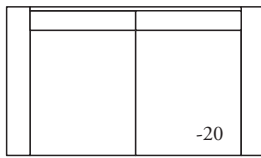
* These are representations of nailheads and finishes. Please refer to actual samples for a true match.



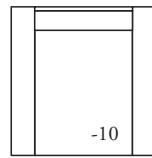
SOFA 81" PLUS ARMS



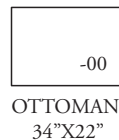
SMALL SOFA 60" PLUS ARMS



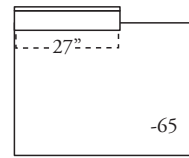
LOVE SEAT 54" PLUS ARMS




CHAIR 23" PLUS ARMS



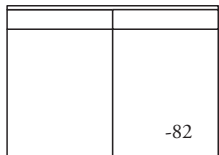
OTTOMAN 34"X22"




LEFT BUMPER 46"



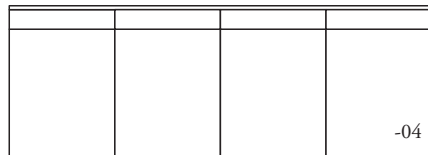
1 CUSHION 27" ARMLESS



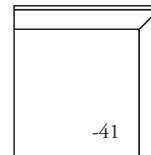
2 CUSHION 54" ARMLESS



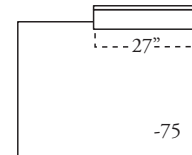
3 CUSHION 81" ARMLESS



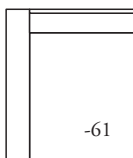
4 CUSHION 108" ARMLESS



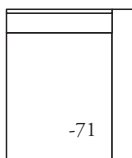
TUX CORNER 38"



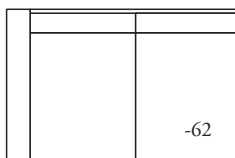
RIGHT BUMPER 46"



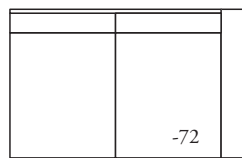
LAF/RSA 27" PLUS ARM



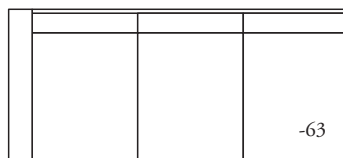
RAF/LSA 27" PLUS ARM



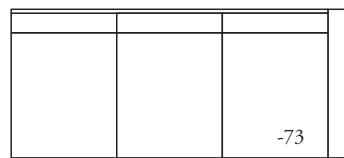
LAF/RSA 54" PLUS ARM



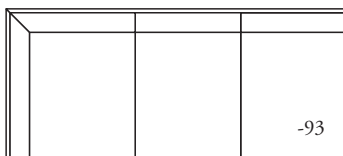
RAF/LSA 54" PLUS ARM



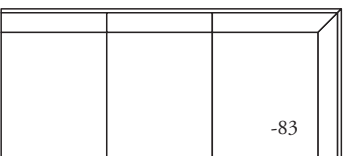
LAF/RSA 81" PLUS ARM



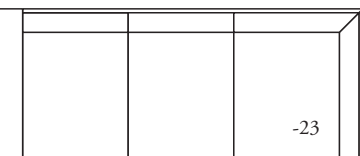
RAF/LSA 81" PLUS ARM



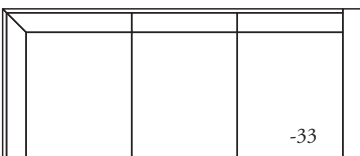
LST/RSA 91"



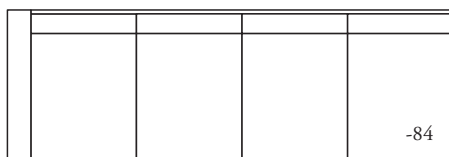
RST/LSA 91"



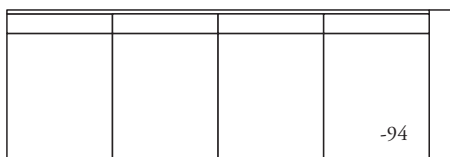
LAF/RST 91" PLUS ARM



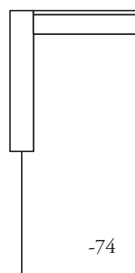
RAF/LST 91" PLUS ARM



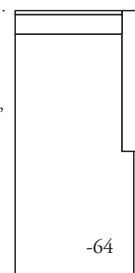
LAF/RSA 108" PLUS ARM



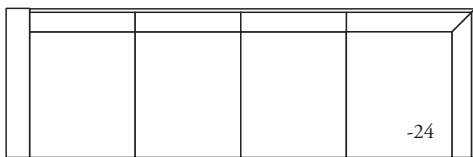
RAF/LSA 108" PLUS ARM



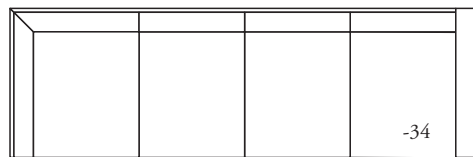
CHAISE LAF/RSA 27" PLUS ARM



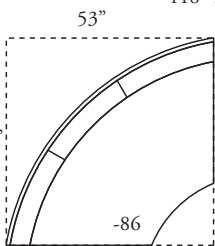
CHAISE RAF/LSA 27" PLUS ARM



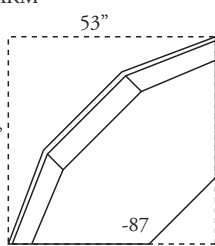
LAF/RST 118" PLUS ARM



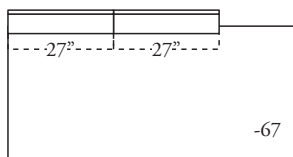
RAF/LST 118" PLUS ARM



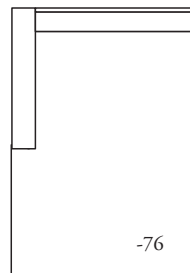
CURVE




WEDGE CENTER



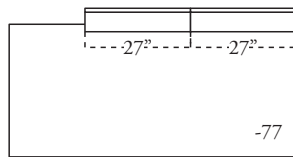
XL LEFT BUMPER 73"



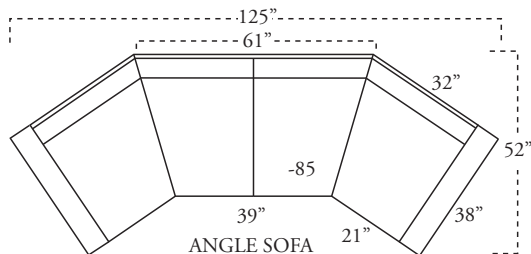
XL CHAISE LAF/RSA 40" PLUS ARM



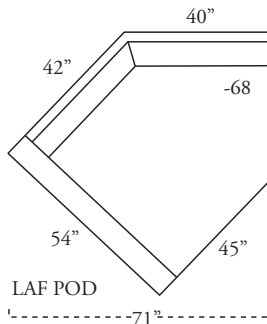
XL CHAISE RAF/LSA 40" PLUS ARM



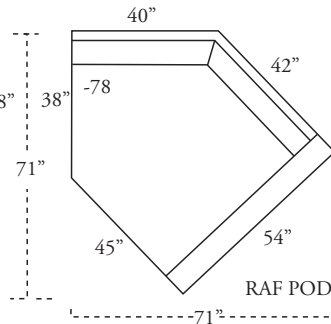
XL RIGHT BUMPER 73"



ANGLE SOFA



LAF POD



RAF POD

measurements are for 38" depth

BURTON JAMES











phone: (626) 961-7221 fax: (626) 330-3624 www.burtonjames.com

ALTERNATIVES BY BURTON JAMES





SPECIAL ORDER CHECKLIST

- | | | |
|--|--|--|
| <input type="checkbox"/> ALT-36 = 36" depth | <input type="checkbox"/> ALT-38 = 38" depth | <input type="checkbox"/> ALT-40 = 40" depth |
| <input type="checkbox"/> 34" overall back height | <input type="checkbox"/> 36" overall back height | <input type="checkbox"/> 38" overall back height |

ARM OPTIONS

- | | | | | |
|---|---|---|---|--|
| 
<input type="checkbox"/> 4" TRACK ARM
24" ARM HEIGHT | 
<input type="checkbox"/> 6" TRACK ARM
24" ARM HEIGHT | 
<input type="checkbox"/> 9" TRACK ARM
24" ARM HEIGHT | 
<input type="checkbox"/> 8" SOCK ARM
26" ARM HEIGHT | 
<input type="checkbox"/> 4.5" DECO ARM
24" ARM HEIGHT |
| 
<input type="checkbox"/> 6" KEY ARM
24" ARM HEIGHT | 
<input type="checkbox"/> 6" ENGLISH ARM
26" ARM HEIGHT | 
<input type="checkbox"/> 6" SPLIT TRACK ARM
26" ARM HEIGHT | 
<input type="checkbox"/> 6" BENTLEY ARM
24" ARM HEIGHT | 
<input type="checkbox"/> 6" DORSET ARM
24" ARM HEIGHT |


BACK OPTIONS

- | | | | |
|--|---|---|--|
| 
<input type="checkbox"/> SQ. BOXED BACK
CUSHION | 
<input type="checkbox"/> "T" BOXED BACK
CUSHION
WITH EAR | 
<input type="checkbox"/> KNIFE
EDGE BACK | 
<input type="checkbox"/> TIGHT
BOXED BACK
(only avail. 36" depth)
(track arm only) |
|--|---|---|--|

BASE OPTIONS

- | | | | | |
|--|---|--|---|--|
| 
<input type="checkbox"/> S FLOUNCE | 
<input type="checkbox"/> T FLOUNCE | 
<input type="checkbox"/> PLAIN
UPHOLSTERED
BASE | 
<input type="checkbox"/> BANDED BASE | 
<input type="checkbox"/> WOOD BASE
(additional charge) |
|--|---|--|---|--|

LEG OPTIONS



WOOD FINISH FOR LEGS: _____

SEAT CUSHION OPTIONS



T CUSHION



SQUARE CUSHION

SEAT FILL OPTIONS

CLOUD 9 (standard)

LUXE AIRE

DOWN SUPREME
(additional charge)

SPRING DOWN
(additional charge)

BACK FILL OPTIONS

BLEND DOWN (standard)

REGALAIRE

DOWN SUPREME
(additional charge)

NAILHEAD OPTIONS

(additional charge)



BRIGHT GOLD



NICKEL



BRONZE



PEWTER



NATURAL
(ANTIQUE BRASS)



FRENCH
NATURAL



BLACK PEARL

SIZE:

SMALL - 7/16"

MEDIUM - 5/8"

LARGE - 1"

WELT OPTIONS

SIZE: STANDARD - 1/4" FINE - 1/8" LOCATION(S): SEAT/BACK CUSHIONS FRAME

NO WELT

NOTES
